

BACK-TO-BACK BOWL CHAMPIONS



RECORDS & RESULTS

RUSHING RECORDS	158
RECEIVING RECORDS	159
PASSING RECORDS.....	160
DEFENSIVE RECORDS	161
SPECIAL TEAMS RECORDS	162
TOTAL OFFENSE RECORDS	163
YEAR-BY-YEAR LEADERS	164
YEAR-BY-YEAR STATISTICS	165
ALL-TIME HEAD COACHING RECORDS	166
STADIUM RECORDS	167
CONFERENCE SERIES	168
ALL-TIME RESULTS	169

RUTGERS

RUSHING RECORDS

CAREER LEADERS

YARDS	
1. Ray Rice (2005-07)	4,926
2. Terrell Willis (1993-95)	3,114
3. "JJ" Jennings (1971-73)	2,935
4. Bruce Presley (1992-95)	2,792
5. Brian Leonard (2003-06)	2,775
6. Glen Kehler (1975-78)	2,567
7. Jacki Crooks (1996-99)	2,434
8. Bryant Mitchell (1966-68)	2,286
9. Albert Smith (1982-85)	2,269
10. Henry Benkert (1921-24)	2,124

ATTEMPTS	
1. Ray Rice (2005-07)	910
2. Brian Leonard (2003-06)	678
3. "JJ" Jennings (1971-73)	650
4. Terrell Willis (1993-95)	588
5. Jacki Crooks (1996-99)	570
6. Bruce Presley (1992-95)	552
7. Albert Smith (1982-85)	542
8. Glen Kehler (1975-78)	537
9. Bryant Mitchell (1966-68)	495
10. Albert Ray (1979-81)	474

TOUCHDOWNS	
1. Ray Rice (2005-07)	49
2. "JJ" Jennings (1971-73)	34
3. Brian Leonard (2003-06)	32
Bill Austin (1956-58)	32
Henry Benkert (1921-24)	32
6. Harvey Grimsley (1946-49)	28
7. Mike Fisher (1974-77)	26
8. Homer Hazel (1916, 1923-24)	23
Albert Smith (1982-85)	23
10. Bryant Mitchell (1966-68)	22

YARDS PER ATTEMPT AVERAGE	
1. Steve Simms (1959-61)	205-1,240/6.00
2. Ray Rice (2005-07)	910-4,926/5.40
3. Terrell Willis (1993-95)	588-3,114/5.30
4. Bruce Presley (1992-95)	552-2,792/5.06
5. Curt Edwards (1974-75)	425-2,046/4.81
6. Glen Kehler (1975-78)	537-2,567/4.78
7. Ted Blackwell (1977-80)	385-1,829/4.75
8. Bryant Mitchell (1966-68)	495-2,286/4.62
9. "JJ" Jennings (1971-73)	650-2,935/4.52
10. Bill Austin (1956-58)	461-2,073/4.50

CONSECUTIVE 100-YARD GAMES	
1. Ray Rice (10/13/07 - 1/5/08)	8
2. Ray Rice (12/28/05 - 9/29/06)	7
"JJ" Jennings (11/25/72 - 11/7/73)	7
4. Jacki Crooks (10/31/98 - 9/4/99)	5
Bryant Mitchell (10/26/68 - 11/23/68)	5
Curt Edwards (11/1/75 - 11/29/75)	5

100-YARD GAMES	
1. Ray Rice (2005-07)	25
2. "JJ" Jennings (1971-73)	19
3. Bryant Mitchell (1966-68)	12
4. Curt Edwards (1974-75)	10
Bruce Presley (1992-95)	10
Terrell Willis (1993-95)	10

200-YARD GAMES	
1. Ray Rice (2005-07)	6
2. Terrell Willis (1993-95)	3
3. "JJ" Jennings (1971-73)	2

SEASON LEADERS

YARDS	
1. Ray Rice (2007)	2,012
2. Ray Rice (2006)	1,794
3. "JJ" Jennings (1973)	1,353
4. "JJ" Jennings (1972)	1,262
5. Terrell Willis (1993)	1,261
6. Bryant Mitchell (1968)	1,204
7. Curt Edwards (1975)	1,157
8. Ray Rice (2005)	1,120
9. Terrell Willis (1994)	1,080
10. Toady Bracher (1915)	1,021

ATTEMPTS	
1. Ray Rice (2007)	380
2. Ray Rice (2006)	335
3. "JJ" Jennings (1973)	303
4. "JJ" Jennings (1972)	287
5. Bryant Mitchell (1968)	238
6. Curt Edwards (1975)	236
7. Terrell Willis (1994)	216
8. Brian Leonard (2003)	213
9. Glen Kehler (1978)	212
10. Brian Leonard (2004)	199

TOUCHDOWNS	
1. Ray Rice (2007)	24
2. "JJ" Jennings (1973)	21
3. Ray Rice (2006)	19
4. Henry Benkert (1924)	16
Howard Talman (1915)	16
6. Bill Austin (1958)	15
7. Terrell Willis (1993)	13
8. Frank Kelly (1917)	12
9. Bill Austin (1957)	10
Homer Hazel (1923)	10
11. Brian Leonard (2003)	9
Craig Mitter (1992)	9
Albert Smith (1984)	9
Mike Fisher (1977)	9
Mark Lassiter (1976)	9
Curt Edwards (1975)	9
"JJ" Jennings (1972)	9
Bryant Mitchell (1968)	9
William Gardner (1918)	9

TEAM RUSHING RECORDS

TOUCHDOWNS - RUSHING	
Game - 12 vs. RPI, 10-9-15	
Season - 32 in 1961	

RUSHING ATTEMPTS	
Game - 83 vs. NYU, 10-13-52	
Season - 661 in 1976	

RUSHING YARDS	
Game - 591 vs. Stevens, 11-21-14	
Season - 2,895 in 1975	



RICE

GAME LEADERS

YARDS	
1. Ray Rice vs. Ball State (1/5/08)	280
2. Ray Rice at Army (11/9/07)	243
3. Terrell Willis vs. Temple (11/5/94)	232
4. "JJ" Jennings vs. UMass (10/6/94)	230
5. Ray Rice at Pittsburgh (10/21/06)	225
6. Terrell Willis at Army (10/16/93)	221
7. Ray Rice at Connecticut (10/22/05)	217
8. "JJ" Jennings vs. Colgate (11/25/72)	214
9. Terrell Willis vs. Navy (9/16/95)	207
10. C. Edwards vs. William & Mary (10/18/75)	205
11. Ray Rice at USF (9/29/06)	202
12. Ray Rice at North Carolina (9/2/06)	201

ATTEMPTS	
1. "JJ" Jennings vs. Colgate (11/25/72)	40
2. Ray Rice vs. USF (10/18/07)	39
Ray Rice at Pittsburgh (10/21/06)	39
"JJ" Jennings at Princeton (9/29/73)	39
"JJ" Jennings at Columbia (10/28/72)	39
6. Ray Rice vs. Navy (9/7/07)	37
Brian Leonard vs. Syracuse (11/29/03)	37
Terrell Willis vs. Army (10/16/93)	37
Curt Edwards vs. William & Mary (10/18/75)	37
10. "JJ" Jennings at Lehigh (9/22/73)	36

TOUCHDOWNS	
1. "JJ" Jennings at Princeton (9/29/73)	5
Howard Talman vs. RPI (10/9/15)	5
3. Ray Rice vs. Ball State (1/5/08)	4
Justise Hairston vs. Navy (9/27/03)	4
Terrell Willis at Army (10/16/93)	4
Curt Edwards vs. Lafayette (11/8/75)	4
Bill Austin vs. Richmond (10/26/57)	4

LONGEST RUSHING PLAYS FROM SCRIMMAGE	
1. Ray Rice vs. Ball State (1/5/08)	90
Chad Bosch vs. Temple (10/26/96)	90
3. Jim Monahan at Temple (10/6/51)	89
4. Bill Austin vs. Connecticut (10/5/57)	87
5. Bryant Mitchell vs. Delaware (11/2/68)	84
6. Brian Leonard at Illinois (9/3/05)	83
Bill Tully at Princeton (9/24/60)	83



WILLIS



JENNINGS

RECEIVING RECORDS

CAREER LEADERS

YARDS	
1. Tres Moses (2001-05)	2,522
2. Andrew Baker (1981-84)	2,268
3. Marco Battaglia (1992-95)	2,221
4. Jim Guarantano (1989-92)	2,065
5. Chris Brantley (1990-93)	1,914
6. Clark Harris (2003-06)	2,015
7. Brian Leonard (2003-06)	1,868
8. Tim Odell (1977-80)	1,702
9. Kenny Britt (2006-present)	1,672
10. Shawn Tucker (2002-06)	1,559

RECEPTIONS	
1. Brian Leonard (2003-06)	207
2. Tres Moses (2001-05)	192
3. Marco Battaglia (1992-95)	171
4. Jim Guarantano (1989-92)	158
5. Chris Brantley (1990-93)	144
6. Clark Harris (2003-06)	143
7. Andrew Baker (1981-84)	127
8. Reggie Funderburk (1993-97)	123
9. LJ Smith (1999-2002)	122
10. Shawn Tucker (2002-06)	115

TOUCHDOWNS	
1. Chris Brantley (1990-93)	17
2. Marco Battaglia (1992-95)	16
Tres Moses (2001-05)	16
4. Brian Leonard (2003-06)	13
Bob Simms (1957-59)	13
6. Mark Twitty (1974-75)	12
7. Tiquan Underwood (2005-present)	11
Clark Harris (2003-06)	11
Jim Guarantano (1989-92)	11
Andrew Baker (1981-84)	11
Dave Dorn (1977-80)	11

CONSECUTIVE 100-YARD GAMES	
1. Tiquan Underwood (8/30/07 - 9/29/07)	4
2. Bill Powell (10/3/98 - 10/24/98)	3
3. Kenny Britt (11/29/07 - 1/5/08)	2
Tres Moses (11/20/04 - 11/25/04)	2
Marco Battaglia (11/12/94 - 11/19/04)	2
Reggie Funderburk (11/12/94 - 11/19/04)	2
Eric Young (9/10/88 - 9/17/88)	2

100-YARD GAMES	
1. Tres Moses (2001-05)	7
Marco Battaglia (1992-95)	7
3. Kenny Britt (2006-present)	6
Tiquan Underwood (2005-present)	6




MOSES

SEASON LEADERS

YARDS	
1. Kenny Britt (2007)	1,232
2. Tiquan Underwood (2007)	1,100
3. Tres Moses (2004)	1,056
4. Marco Battaglia (1995)	894
5. Andrew Baker (1983)	857
6. Marco Battaglia (1994)	779
7. Tres Moses (2005)	758
8. Jim Guarantano (1992)	755
9. Reggie Funderburk (1994)	751
10. Jim Guarantano (1991)	740

RECEPTIONS	
1. Tres Moses (2004)	81
2. Marco Battaglia (1995)	69
3. Tiquan Underwood (2007)	65
4. Kenny Britt (2007)	62
Jim Guarantano (1991)	62
6. Brian Leonard (2004)	61
7. Marco Battaglia (1994)	58
8. Chris Brantley (1993)	56
Jim Guarantano (1992)	56
10. Brian Leonard (2005)	55
Reggie Funderburk (1994)	55

TOUCHDOWNS	
1. Marco Battaglia (1995)	10
2. Bob Simms (1958)	9
3. Kenny Britt (2007)	8
Reggie Funderburk (1994)	8
5. Tiquan Underwood (2007)	7
Steve Harper (1995)	7
Chris Brantley (1992)	7
Mark Twitty (1975)	7
9. Brian Leonard (2005)	6
Chris Brantley (1992)	6
Jim Guarantano (1992)	6
Robert Stonebreaker (1968)	6



GUARANTANO

GAME LEADERS

YARDS	
1. Tiquan Underwood vs. Buffalo (8/30/07)	248
2. Jack Emmer at Holy Cross (11/16/66)	237
3. Andrew Baker vs. Penn State (10/1/83)	210
4. Mark Twitty vs. Colgate (11/23/74)	192
5. Shawn Tucker vs. Pittsburgh (10/18/03)	186
6. Marco Battaglia vs. Penn State (9/23/95)	184
7. Aaron Martin vs. Navy (10/20/01)	180
8. Errol Johnson at Navy (10/21/00)	178
9. Kenny Britt at Syracuse (11/13/07)	176
10. Kenny Britt at Louisville (11/29/07)	173
Randy Jackson at Northwestern (9/23/89)	173

RECEPTIONS	
1. Marco Battaglia vs. Penn St. (9/23/95)	13
Eric Young vs. Vanderbilt (9/17/88)	13
Jack Emmer at Holy Cross (11/16/66)	13
4. Kenny Britt at Louisville (11/29/07)	12
Andy Holland vs. Pittsburgh (10/25/97)	12
Andrew Baker at Boston College (10/27/84)	12
7. Tiquan Underwood at Connecticut (11/3/07)	11
Tres Moses at Vanderbilt (10/9/04)	11
Reggie Funderburk at Va. Tech (11/12/94)	11
Jim Guarantano at Duke (9/14/91)	11
Jim Cann at Temple (11/18/89)	11

TOUCHDOWNS	
1. Chris Brantley vs. Virginia Tech (10/31/92)	4

LONGEST RECEPTIONS	
1. George Carter at Temple (11/5/77)	95
2. Aaron Martin vs. Navy (10/20/01)	91
3. Randy Jackson at Northwestern (9/23/89)	90
Mark Twitty vs. Colgate (11/23/74)	90
5. Tres Moses vs. Connecticut (11/25/04)	87
Lee Curley at Princeton (9/30/61)	87
7. Bruce Presley at Cincinnati (11/7/92)	84
8. Errol Johnson at Navy (10/21/00)	83
Randy Jackson at Northwestern (9/23/89)	83
10. Walter King vs. Boston College (9/20/97)	81
James Monahan vs. Brown (11/4/50)	81



BATTAGLIA

PASSING RECORDS

CAREER LEADERS

YARDS	
1. Ryan Hart (2002-05)	8,482
2. Scott Erney (1986-89)	7,188
3. Mike McMahon (1997-2000)	6,608
4. Mike Teel (2005-present)	5,965
5. Ray Lucas (1992-95)	5,896
6. Eric Hochberg (1982-85)	3,825
7. Bert Kosup (1974, 76-77)	3,613
8. Tom Tarver (1989-91)	3,607
9. Ed McMichael (1978-80)	3,584
10. Leo Gasiencia (1970-72)	2,801

ATTEMPTS	
1. Ryan Hart (2002-05)	1,217
2. Scott Erney (1986-89)	1,128
3. Mike McMahon (1997-2000)	974
4. Ray Lucas (1992-95)	908
5. Mike Teel (2005-present)	746
6. Eric Hochberg (1982-85)	639
7. Tom Tarver (1989-91)	518
8. Ed McMichael (1978-80)	474
9. Bert Kosup (1974, 76-77)	448
Leo Gasiencia (1970-72)	448

COMPLETIONS	
1. Ryan Hart (2002-05)	735
2. Scott Erney (1986-89)	614
3. Ray Lucas (1992-95)	514
4. Mike McMahon (1997-2000)	482
5. Mike Teel (2005-present)	418
6. Eric Hochberg (1982-85)	337
7. Ed McMichael (1978-80)	292
8. Tom Tarver (1989-91)	285
9. Leo Gasiencia (1985-86)	230
10. Joe Gagliardi (1985-86)	218

TOUCHDOWNS	
1. Ryan Hart (2002-05)	52
2. Ray Lucas (1992-95)	43
3. Mike McMahon (1997-2000)	41
Scott Erney (1986-89)	41
5. Mike Teel (2005-present)	34
6. Frank Burns (1945-48)	30
7. Rich Policastro (1968-69)	29
8. Bryan Fortay (1992-93)	25
Bert Kosup (1974, 76-77)	25
10. Tom Tarver (1989-91)	20
Ed McMichael (1978-80)	20

INTERCEPTIONS	
1. Ryan Hart (2002-05)	52
2. Mike McMahon (1997-2000)	49
3. Scott Erney (1986-89)	48
4. Mike Teel (2005-present)	36
5. Jacque LaPrarie (1981-84)	35
6. Ray Lucas (1992-95)	30
Leo Gasiencia (1970-72)	30
8. Bert Kosup (1974, 76-77)	28
9. Ryan Cubit (2001-02)	25
10. Tom Tarver (1989-91)	24

SEASON LEADERS

YARDS	
1. Ryan Hart (2004)	3,154
2. Mike Teel (2007)	3,147
3. Ryan Hart (2003)	2,714
4. Scott Erney (1989)	2,536
5. Mike McMahon (1998)	2,203
6. Ray Lucas (1995)	2,180
7. Mike McMahon (2000)	2,157
8. Mike Teel (2006)	2,135
Ryan Hart (2005)	2,135
10. Scott Erney (1988)	2,123

ATTEMPTS	
1. Ryan Hart (2004)	453
2. Ryan Hart (2003)	398
3. Scott Erney (1989)	374
4. Mike Teel (2007)	349
5. Ray Lucas (1995)	347
6. Mike McMahon (2000)	340
7. Scott Erney (1988)	339
8. Tom Tarver (1991)	307
9. Eric Hochberg (1984)	305
10. Mike Teel (2006)	296

COMPLETIONS	
1. Ryan Hart (2004)	295
2. Ryan Hart (2003)	234
3. Scott Erney (1989)	208
4. Mike Teel (2007)	203
5. Ray Lucas (1995)	188
Scott Erney (1988)	188
7. Mike McMahon (2000)	169
8. Mike Teel (2006)	164
Tom Tarver (1991)	164
10. Eric Hochberg (1984)	162

TOUCHDOWNS	
1. Mike Teel (2007)	20
2. Ryan Hart (2005)	18
Mike McMahon (2000)	18
4. Ryan Hart (2004)	17
5. Ray Lucas (1995)	16
Ray Lucas (1994)	16
Bryan Fortay (1992)	16
8. Ryan Hart (2003)	15
Scott Erney (1989)	15
Rich Policastro (1968)	15

INTERCEPTIONS	
1. Ryan Hart (2004)	19
Ryan Hart (2003)	19
Ryan Cubit (2001)	19
4. Mike McMahon (2000)	17
Scott Erney (1989)	17
Jacque LaPrarie (1982)	17
7. Mike McMahon (1998)	16
Bryan Fortay (1992)	16
Ralph Leek (1981)	16
10. Jacque LaPrarie (1983)	15
Bert Kosup (1974)	15
Leo Gasiencia (1972)	15

GAME LEADERS

YARDS	
1. Scott Erney vs. Vanderbilt (9/17/88)	436
2. Mike McMahon at Army (10/18/97)	386
3. Ryan Hart vs. Pittsburgh (10/18/03)	384
4. Ryan Hart vs. Arizona State (12/28/05)	374
Ray Lucas at Virginia Tech (11/12/94)	374
6. Eric Hochberg vs. Penn State (10/1/83)	367
7. Eric Hochberg vs. Louisville (10/20/84)	358
8. Ryan Hart at Pittsburgh (10/23/04)	351
9. Scott Erney at Penn State (10/10/87)	346
10. Ryan Hart at Vanderbilt (10/9/04)	344

ATTEMPTS	
1. Ryan Hart at Pittsburgh (10/23/04)	57
2. Scott Erney vs. Vanderbilt (9/17/88)	55
Scott Erney at Penn State (10/10/87)	55
4. Mike Teel at Connecticut (11/3/07)	52
Ryan Hart vs. Pittsburgh (10/18/03)	52
6. Scott Erney at Temple (11/18/89)	47
7. Bryan Fortay vs. Virginia Tech (10/31/92)	45
8. Mike Teel vs. Maryland (9/29/07)	44
Ray Lucas vs. Boston College (11/24/95)	44
Ray Lucas at Virginia Tech (11/12/94)	44

COMPLETIONS	
1. Ryan Hart vs. West Virginia (10/30/04)	35
Scott Erney vs. Vanderbilt (9/17/88)	35
3. Mike Teel at Connecticut (11/3/07)	32
Scott Erney at Penn State (10/10/87)	32
5. Ryan Hart at Pittsburgh (10/23/04)	31

TOUCHDOWNS	
1. Rich Policastro vs. Colgate (11/22/69)	5

LONGEST COMPLETIONS	
1. Bert Kosup at Temple (11/5/77)	95
2. Ryan Cubit vs. Navy (10/20/01)	91
3. Scott Erney at Northwestern (9/23/89)	90
Bert Kosup vs. Colgate (11/23/74)	90
5. Terrence Shawell vs. Connecticut (11/25/04)	87
Bill Speranza at Princeton (9/30/61)	87
7. Bryan Fortay at Cincinnati (11/7/92)	84
8. Mike McMahon at Navy (10/21/00)	83
Scott Erney at Northwestern (9/23/89)	83
10. Bill Powell vs. Boston College (9/20/97)	81
Ray Vohden vs. Brown (11/4/50)	81

TEAM PASSING RECORDS

TOUCHDOWNS - PASSING

Game - 6 vs. Colgate, 11/22/69
Season - 21 in 2007

PASS ATTEMPTS

Game - 57 vs. Boston College, 9/17/83
57 vs. Pittsburgh, 10/23/04
Season - 473 in 2004

PASS COMPLETIONS

Game - 35 vs. Vanderbilt, 9/17/88
35 vs. WVU, 10/30/04
Season - 303 in 2004

PASSING YARDS

Game - 436 vs. Vanderbilt, 9/17/88
Season - 3,416 in 2004

INTERCEPTIONS

Game - 7 vs. Temple, 10/30/54
Season - 27 in 1973 and 1978

DEFENSIVE RECORDS

CAREER LEADERS

TOTAL TACKLES	
1. Tyronne Stowe (1983-86)	533
2. Jim Dumont (1979-83)	448
3. Brian Sheridan (1993-97)	389
4. Pat Udovich (1986-89)	363
5. Aaron Brady (1995-98)	354
6. Keith Woetzel (1980-82)	323
7. Tim Blanchard (1975-78)	312
8. Courtney Greene (2005-present)	299
9. Devraun Thompson (2003-06)	297
10. Elvin Washington (1974-77)	290

UNASSISTED TACKLES	
1. Tyronne Stowe (1983-86)	326
2. Jim Dumont (1979-83)	309
3. Aaron Brady (1995-98)	261
4. Brian Sheridan (1993-97)	233
5. Dino Mangiero (1976-79)	204
6. Keith Woetzel (1980-82)	199
7. Pat Udovich (1985-89)	190
8. Elvin Washington (1974-77)	187
9. Gary Brackett (1999-02)	180
10. Tim Blanchard (1975-78)	178

ASSISTED TACKLES	
1. Tyronne Stowe (1983-86)	207
2. Pat Udovich (1985-89)	173
3. Brian Sheridan (1993-97)	156
4. Devraun Thompson (2003-06)	153
5. Darrin Czellecz (1986-89)	151
6. Jim Dumont (1979-83)	139
7. Tim Blanchard (1975-78)	134
8. Courtney Greene (2005-present)	126
9. Keith Woetzel (1980-82)	124
10. Ed Steward (1977-80)	118

SACKS	
1. Nate Toran (1973-76)	52 (333)
2. Dan Gray (1975-77)	29 (224)
3. Dino Mangiero (1976-79)	26 (177)
4. Shawn Williams (1989-92)	21 (121)
5. Jamaal Westerman (2005-present)	20 (140)
6. Ryan Neill (2001-05)	19 (130)
7. Raheem Orr (2001-03)	18 (100)
8. Ramel Meekins (2003-06)	17 (138)
Ed Steward (1977-80)	17 (84)
Mike Pellowski (1968-70)	17 (101)
11. Bill Pickel (1979-82)	16 (124)
Mike Rustemeyer (1978-81)	16 (134)

INTERCEPTIONS	
1. Ed Jones (1971-74)	14
Tony Pawlik (1972-74)	14
John Pollock (1965-68)	14
4. Bill Austin (1956-58)	13
5. Bill Houston (1981-83)	12
Bob Davis (1975-77)	12
7. Malik Jackson (1990-93)	11
Sam Chapman (1969-71)	11
9. Ron Girault (2004-07)	10
Jim Hughes (1975-78)	10
Jim Testom (1974-76)	10
John Miller (1969-70)	10

SEASON LEADERS

TOTAL TACKLES	
1. Brian Sheridan (1997)	161
2. Tyronne Stowe (1985)	157
3. Jim Dumont (1983)	154
4. Tyronne Stowe (1986)	150
5. Pat Udovich (1989)	140
6. Aaron Brady (1998)	136
7. Jim Dumont (1982)	133
8. Brian Sheridan (1995)	132
9. Gary Brackett (2002)	130
Jabari Moore (1999)	130

UNASSISTED TACKLES	
1. Brian Sheridan (1997)	109
2. Tyronne Stowe (1985)	106
3. Jim Dumont (1983)	104
4. Aaron Brady (1998)	102
5. Jabari Moore (1999)	95
6. Jim Dumont (1982)	94
7. Dino Mangiero (1979)	91
8. Tom Holmes (1974)	90
9. Bob Davis (1977)	87
10. Gary Brackett (2002)	82
Elvin Washington (1977)	82

ASSISTED TACKLES	
1. Tyronne Stowe (1986)	81
2. Pat Udovich (1989)	69
3. Darrin Czellecz (1988)	61
4. Bob Speidel (1987)	60
5. Brian Sheridan (1995)	56
Mark Washington (1994)	56
7. Matt Bachman (1986)	55
8. Keith Woetzel (1982)	54
9. Roy Oake (1985)	52
Brian Sheridan (1997)	52

SACKS	
1. Nate Toran (1974)	19 (115)
2. Nate Toran (1976)	17 (115)
3. Nate Toran (1975)	16 (103)
4. Dino Mangiero (1979)	14 (94)
5. Shawn Williams (1991)	12 (77)
Dan Gray (1975)	12 (89)
7. Val Barnaby (2005)	10 (58)
Ryan Neill (2005)	10 (69)
Ed Steward (1978)	10 (75)
Dan Gray (1976)	10 (75)

INTERCEPTIONS	
1. John Pollock (1968)	9
2. Tony Pawlik (1973)	8
John Miller (1968)	8
4. Ed Jones (1974)	7
Bill Vigh (1947)	7
6. Bill Houston (1983)	6
Bill Houston (1982)	6
Bob Hynoski (1978)	6
Sam Chapman (1970)	6
Bill Austin (1958)	6

GAME LEADERS

TOTAL TACKLES	
1. Tyronne Stowe vs. West Virginia (11/8/86)	27

SACKS	
1. Mike Pellowski at Lafayette (9/20/69)	4

INTERCEPTIONS	
1. Malik Jackson vs. Virginia Tech (10/31/92)	3
Tony Pawlik vs. Lafayette (10/13/73)	3
Larry Clymer vs. Colgate (11/21/70)	3
John Pollock vs. Colgate (11/23/68)	3
Sam Mudie at Colgate (11/18/61)	3

LONGEST INTERCEPTION RETURN	
1. Mike Wittpen vs. Stevens (TD) 11/20/15	99
2. Bill Houston vs. Colgate (TD) 10/23/82	94
3. Bill Austin vs. Richmond (TD) 10/26/57	85
4. Shawn Seabroks vs. Buffalo (TD) 8/30/01	73
5. Nate Jones vs. Boston College (TD) 11/17/01	70
6. Ron Sabo vs. Connecticut (TD) 10/5/57	66
7. Dave Figueroa vs. Bucknell, 9/20/75	64
8. Brandon Haw vs. Michigan St. (TD) 9/6/03	61
9. Sam Picketts vs. Harvard, 10/30/70	54
10. Eddie Grimes vs. Syracuse, 11/29/03	51

LONGEST FUMBLE RECOVERY RETURN	
1. Paul Rivers vs. Pittsburgh, 10/28/95*	100

* NCAA Record

TEAM DEFENSE RECORDS

RUSHING ATTEMPTS

Game - 19 at Temple, 10/25/03
Season - 407 in 1976

RUSHING YARDS

Game - (-38) vs. Louisville, 11/1/86
Season - 406 in 1976

PASSING ATTEMPTS

Game - 1 vs. Army, 10/28/89
Season - 209 in 1979

PASS COMPLETIONS


Game - 1 vs. Army, 10/22/88; vs. Army, 10/28/89;
vs. Army, 10/5/91; Army, 10/8/94
Season - 88 in 1975

PASSING YARDS

Game - 2, vs. Army, 10/8/94
Season - 940 in 1975

TOTAL OFFENSE - YARDS (PLAYS)

Game - 104 (43) vs. Connecticut, 10/9/75
Season - 1,971 (629) in 1976



JIM DUMONT

SPECIAL TEAMS RECORDS

CAREER SPECIAL TEAMS LEADERS

FIELD GOALS	
1. Jeremy Ito (2004-07)	80
2. Kennan Startzell (1976-79)	46
3. Tom Angstadt (1983-85)	36
Alex Falcinelli (1980-82)	38
5. Carmen Sciafani (1987-88)	29
6. John Benestad (1990-93)	28
7. Doug Giesler (1986-89)	27
8. Ryan Sands (2001-2004)	23
9. Steve Barone (1998-2001)	21
10. John Pesce (1970-72)	16

FIELD GOAL PERCENTAGE	
1. Alex Falcinelli (1980-82)	38-49 (77.6)
2. Doug Giesler (1986-89)	27-35 (77.1)
3. Jeremy Ito (2004-07)	80-111 (72.1)
4. Carmen Sciafani (1987-88)	29-42 (69.0)
5. Tom Angstadt (1983-85)	36-59 (61.1)
6. Ryan Sands (2001-04)	23-39 (59.0)
Kennan Startzell (1976-79)	46-78 (59.0)
8. John Pesce (1970-72)	16-29 (55.2)
9. John Benestad (1990-93)	28-51 (54.9)

PUNTS	
1. Jared Slovan (1994-97)	252
2. Mike Barr (1998-02)	251
3. Gary Liska (1981-84)	238
4. Matt O'Connell (1985-87)	237
5. Joe Radigan (2003-06)	228
6. Deron Cherry (1977-80)	188
7. David Dunne (1990-92)	142
8. Mike Yancheff (1968-70)	131
9. John Piccirillo (1972-74)	125
10. Mike Greaves (1966-67)	99

PUNT YARDAGE	
1. Mike Barr (1998-02)	10,096
2. Jared Slovan (1994-97)	9,756
3. Matt O'Connell (1985-88)	9,469
4. Joe Radigan (2003-06)	9,185
5. Gary Liska (1981-84)	8,807
6. Deron Cherry (1977-80)	7,413
7. David Dunne (1990-92)	5,398
8. Mike Yancheff (1968-70)	4,711
9. John Piccirillo (1972-74)	4,545
10. Steve Simek (1974-75)	3,691

PUNT AVERAGE (Min.: 40 punts)	
1. Joe Radigan (2003-06)	228 (40.3)
2. Mike Barr (1998-02)	251 (40.2)
3. Matt O'Connell (1985-88)	237 (40.0)
4. Deron Cherry (1977-80)	188 (39.4)
5. Jared Slovan (1994-97)	252 (38.7)
6. Steve Simek (1974-75)	96 (38.4)
7. David Lipetz (1991-93)	55 (38.3)
8. David Dunne (1990-92)	142 (38.0)
9. Larry Robertson (1969-71)	64 (37.6)
10. Gary Liska (1981-84)	238 (37.0)

KICKOFF RETURN YARDAGE	
1. Terrell Willis (1993-95)	2,063
2. Nate Jones (2000-03)	1,902
3. Willie Foster (2003-06)	1,553
4. Eric Young (1985-88)	1,451
5. Ron Allen (1988-91)	1,283
6. Jim Baker (1965-67)	1,234
7. Dennis Thomas (1998-01)	1,173
8. Brian Cobb (1984-87)	1,121
9. Gary Melton (1989-92)	1,032
10. Dave Dorn (1977-80)	873

KICKOFF RETURNS

1. Terrell Willis (1993-95)	91
2. Nate Jones (2000-03)	82
3. Willie Foster (2003-06)	70
4. Eric Young (1985-88)	64
5. Dennis Thomas (1998-01)	54
Jim Baker (1965-67)	54
7. Ron Allen (1988-91)	51
8. Brain Cobb (1984-87)	50
9. Steve Harper (1994-97)	49
10. Dave Dorn (1977-80)	44

PUNT RETURN YARDAGE

1. Marshall Roberts (1989-92)	1,018
2. Henry Jenkins (1975-76)	726
3. John Pollock (1966-68)	652
4. Tony Pawlik (1972-74)	545
5. Willie Foster (2003-06)	444
Henry Stevens (1944)	444
7. Tres Moses (2001-05)	441
8. Reggie Funderburk (1993-97)	440
9. Ken Smith (1977-80)	384
10. Dave Dorn (1977-80)	353

PUNT RETURNS

1. Marshall Roberts (1989-92)	91
2. Reggie Funderburk (1993-97)	59
3. John Pollock (1966-68)	58
4. Henry Jenkins (1975-76)	50
5. Tony Pawlik (1972-74)	48
6. Tres Moses (2001-05)	45
7. Paul Fego (1977-79)	43
8. Willie Foster (2003-06)	41
9. Charles Mudie (1964-66)	39
10. Harold Young (1981-84)	37

SEASON SPECIAL TEAMS LEADERS

FIELD GOALS

1. Jeremy Ito (2007)	23
2. Jeremy Ito (2006)	22
3. Jeremy Ito (2005)	20
4. Tom Angstadt (1984)	19
5. Carmen Sciafani (1988)	17
6. Jeremy Ito (2004)	15
Kennan Startzell (1978)	15
8. Doug Giesler (1986)	14
Alex Falcinelli (1980)	14
10. Kennan Startzell (1979)	13
Doug Giesler (1989)	13

FIELD GOAL PERCENTAGE (Min.: 15 attempts)

1. Alex Falcinelli (1982)	12-15 (80.0)
2. Kennan Startzell (1978)	15-19 (79.0)
3. Jeremy Ito (2006)	22-29 (75.9)
4. Jeremy Ito (2007)	23-31 (74.2)
5. Jeremy Ito (2005)	20-27 (74.1)
6. Tom Angstadt (1983)	11-15 (73.3)
7. Carmen Sciafani (1988)	17-24 (70.8)
8. Kennan Startzell (1979)	13-19 (68.4)
9. Tom Angstadt (1984)	19-28 (67.8)

PUNTS

1. Mike Barr (2002)	92
2. Mike Barr (2001)	84
3. Deron Cherry (1978)	76
4. Jared Slovan (1996)	73
Gary Liska (1978)	73
6. Charlie Titus (1999)	69
Jared Slovan (1997)	69
8. David Dunne (1990)	67
9. Matt O'Connell (1985)	66
10. Matt O'Connell (1987)	64

PUNT YARDAGE

1. Mike Barr (2002)	3,707
2. Mike Barr (2001)	3,526
3. Jared Slovan (1996)	2,918
Deron Cherry (1978)	2,918
5. Jared Slovan (1997)	2,886
6. Charlie Titus (1999)	2,801
7. Joe Radigan (2006)	2,467
8. Gary Liska (1981)	2,777
9. Matt O'Connell (1985)	2,572
10. David Dunne (1990)	2,554

AVERAGE (Min.: 15 punts)

1. Joe Radigan (2006)	44.1
2. Mike Barr (2001)	42.0
3. Alan Andrews (1982)	41.9
4. Jared Slovan (1997)	41.8
5. Charlie Titus (1998)	41.6
6. Matt O'Connell (1986)	41.4
7. Deron Cherry (1979)	41.3
8. Matt O'Connell (1988)	40.9
9. Charlie Titus (1999)	40.6
10. Mike Barr (2002)	40.3

KICKOFF RETURNS

1. Nate Jones (2001)	37
2. Terrell Willis (1995)	35
3. Dennis Thomas (1999)	34
4. Willie Foster (2005)	30
Steve Harper (1996)	30
Terrell Willis (1993)	30
7. Jermaine Robinson (1997)	27
8. Nate Jones (2002)	26
Terrell Willis (1994)	26
10. Brian Cobb (1987)	24

KICKOFF RETURN YARDAGE

1. Terrell Willis (1995)	813
2. Willie Foster (2005)	736
Nate Jones (2002)	736
4. Dennis Thomas (1999)	726
5. Terrell Willis (1993)	704
6. Nate Jones (2001)	677
7. Steve Harper (1996)	564
8. Terrell Willis (1994)	546
9. Brian Cobb (1987)	545
10. Bruce Miller (1971)	524

PUNT RETURN YARDAGE

1. Marshall Roberts (1991)	454
2. Henry Jenkins (1976)	449
3. Henry Pryor (1948)	444
Henry Stevens (1944)	444
5. Tony Pawlik (1974)	388
6. John Pollock (1968)	375
7. Henry Jenkins (1975)	277
8. Harold Young (1984)	270
9. John Pollock (1967)	264
10. Tres Moses (2003)	250

PUNT RETURNS

1. John Pollock (1968)	35
2. Marshall Roberts (1991)	34
Tony Pawlik (1974)	34
4. Reggie Funderburk (1995)	30
Henry Jenkins (1976)	30
6. Paul Fego (1978)	27
7. Sam Chapman (1970)	25
8. Reggie Funderburk (1994)	24
Henry Pryor (1948)	24
10. Harold Young (1984)	22
Tres Moses (2003)	22

SPECIAL TEAMS/TOTAL OFFENSE RECORDS

GAME LEADERS

LONGEST FIELD GOALS

1. John Benestad vs. West Virginia (11/10/90)	55
2. Jeremy Ito vs. Ball State (1/5/08)	53
Jeremy Ito at USF (9/29/06)	53
4. Jeremy Ito vs. Arizona State (12/27/05)	52
5. Jeremy Ito vs. USF (10/18/07)	51
Jeremy Ito vs. Connecticut (10/29/06)	51
Jeremy Ito at Syracuse (10/15/05)	51
Steve Barone at Navy (11/7/98)	51
John Benestad at Miami (11/13/93)	51
Carmen Sciafani at Syracuse (10/8/88)	51
Tom Angstadt vs. Pittsburgh (10/19/85)	51
Alex Falcinelli at Pittsburgh (11/20/82)	51
Alex Falcinelli vs. William & Mary (10/2/82)	51

LONGEST PUNTS

1. Joe Radigan vs. Illinois (9/9/06)	78
2. Jared Slovan vs. Wake Forest (11/8/97)	77
3. David Dunne at Boston College (10/6/90)	75
4. Matt O'Connell at West Virginia (11/9/85)	72
5. Gary Liska at Penn State (9/8/84)	68

LONGEST PUNT RETURNS

1. Tony Pawlik at Princeton (TD, 9/28/74)	94
2. Marshall Roberts vs. Colgate (TD, 9/12/92)	85
3. Ken Smith vs. Princeton (9/29/79)	84
4. Willie Foster vs. Pittsburgh (TD, 9/30/05)	74
5. John Pollock vs. Holy Cross (TD, 11/16/73)	73
6. Robert Max vs. Delaware (11/2/57)	67
7. Tres Moses vs. Buffalo (8/30/03)	66
8. Marshall Roberts vs. WVU (TD, 11/11/89)	63
9. D. McHarris vs. BC (TD, 10/27/84)	44
10. Marshall Roberts vs. BC (8/31/91)	42

LONGEST KICKOFF RETURNS

1. Nate Jones at Syracuse (TD, 10/26/02)	100
Nate Jones at Tennessee (TD, 9/28/02)	100
3. Hall Conors at Maryland (TD, 10/10/42)	98
4. Ken Smith at Army (TD, 11/1/80)	97
Tom Sweeney vs. Morgan St. (TD, 11/18/72)	97
6. Gary Melton vs. Northwestern (TD, 9/21/91)	96
7. Jim Baker vs. Holy Cross (TD, 11/13/65)	95
8. Reggie Stephens at Miami (TD, 11/15/97)	94
9. Willie Foster vs. Villanova (TD, 9/10/05)	93

CAREER LEADERS

ALL-PURPOSE YARDAGE (SINCE 1948)

1. Terrell Willis (1993-95)	5,340
2. Ray Rice (2005-07)	5,260
3. Brian Leonard (2003-06)	4,643
4. Bruce Presley (1992-95)	3,831
5. Tres Moses (2001-05)	3,513
6. Mike Fisher (1974-77)	3,426
7. Dave Dorn (1977-80)	3,308
8. Dennis Thomas (1998-01)	3,245
9. Albert Smith (1982-85)	3,156
10. Jacki Crooks (1996-99)	2,997

TOTAL OFFENSE

1. Ryan Hart (2002-05)	8,149
2. Scott Erney (1986-89)	7,320
3. Mike McMahon (1997-00)	6,793
4. Ray Lucas (1992-95)	6,643
5. Mike Teel (2005-present)	5,828
6. Eric Hochberg (1982-85)	3,731
7. Bert Kosup (1974, 76-77)	3,670
8. Tom Tarver (1989-91)	3,319
9. Ed McMichael (1976-80)	3,274
10. Terrell Willis (1993-95)	3,114

PLAYS

1. Ryan Hart (2002-05)	1,358
2. Scott Erney (1986-89)	1,310
3. Mike McMahon (1997-00)	1,191
4. Ray Lucas (1992-95)	1,167
5. Ray Rice (2005-07)	911
6. Mike Teel (2005-present)	781
7. Eric Hochberg (1982-85)	696
8. "JJ" Jennings (1971-73)	651
9. Tom Tarver (1989-91)	637
Bert Kosup (1974, 76-77)	637

SCORING

1. Jeremy Ito (2004-07)	400
2. Ray Rice (2005-07)	300
3. Brian Leonard (2003-06)	272
4. Kennan Starzell (1976-79)	261
5. Homer Hazel (1916, 23-24)	216
6. "JJ" Jennings (1971-73)	206
7. Bill Austin (1956-58)	204
8. Howard Talman (1912-15)	203
9. Henry Benkert (1921-24)	201
10. John Benestad (1990-93)	191

SEASON LEADERS

ALL-PURPOSE YARDAGE (SINCE 1948)

1. Ray Rice (2007)	2,251
2. Terrell Willis (1993)	2,026
3. Ray Rice (2006)	1,824
4. Terrell Willis (1994)	1,697
5. Terrell Willis (1995)	1,617
6. Bruce Presley (1992)	1,532
7. Dave Dorn (1978)	1,450
8. Brian Leonard (2003)	1,368
9. "JJ" Jennings (1973)	1,364
10. Brian Leonard (2005)	1,308

TOTAL OFFENSE

1. Mike Teel (2007)	3,098
2. Ryan Hart (2004)	3,061
3. Scott Erney (1989)	2,675
4. Ryan Hart (2003)	2,538
5. Ray Lucas (1995)	2,456
6. Mike McMahon (2000)	2,400
7. Scott Erney (1988)	2,192
8. Mike McMahon (1997)	2,136
9. Ryan Hart (2005)	2,117
10. Mike Teel (2006)	2,085

PLAYS

1. Ryan Hart (2004)	499
2. Scott Erney (1989)	443
3. Ryan Hart (2003)	438
4. Ray Lucas (1995)	424
5. Mike McMahon (2000)	408
6. Ray Rice (2007)	405
7. Scott Erney (1988)	381
8. Tom Tarver (1991)	362
9. Mike Teel (2007)	359
10. Ryan Cubit (2001)	354

SCORING

1. Ray Rice (2007)	150
2. Howard Talman (1915)	135
3. "JJ" Jennings (1973)	128
4. Jeremy Ito (2007)	120
Ray Rice (2006)	120
6. Jeremy Ito (2006)	107
7. Bill Austin (1958)	106
8. Brian Leonard (2005)	102
9. Jeremy Ito (2005)	100
Henry Benkert (1924)	100

GAME LEADERS

TOTAL OFFENSE

1. Scott Erney vs. Vanderbilt (9/17/88)	436
---	-----

PLAYS

1. Scott Erney at Penn State (10/10/87)	62
---	----

SCORING

1. Howard Talman vs. RPI (10/9/15)	48
------------------------------------	----

FIELD GOALS ATTEMPTS

1. Jeremy Ito at Illinois (9/3/05)	7
Jeremy Ito vs. Michigan State (9/4/04)	7

FIELD GOALS CONVERTED

1. Tom Angstadt vs. Cincinnati (9/29/84)	5
--	---

EXTRA POINT ATTEMPTS

1. Howard Talman vs. RPI, (10/9/15)	14
-------------------------------------	----

EXTRA POINTS CONVERTED

1. Howard Talman vs. RPI, (10/9/15)	12
-------------------------------------	----

TOTAL ALL-PURPOSE YARDAGE

1. Terrell Willis vs. Temple (11/5/94)	326
--	-----

OFFENSIVE GAME/ SEASON RECORDS

POINTS

Game - 96 vs. RPI, 10/9/15
Season - 426 in 2007

EXTRA POINTS

Game - 12 vs. RPI, 10/9/15
Season - 51 in 2007

PLAYS FROM SCRIMMAGE


Game - 95 vs. Duke, 9/14/91; vs. Tulane, 11/11/95
Season - 916 in 2007

FIRST DOWNS

Game - 36 vs. Temple, 10/2/93
Season - 294 in 2007

TOTAL OFFENSE

Game - 781 vs. Colgate, 11/23/74
Season - 5,841 in 2007



NATE JONES

YEAR-BY-YEAR LEADERS

RUSHING LEADERS

Year	Name	Yards
1957	Bill Austin	946
1958	Bill Austin	747
1959	Jim Rogers	161
1960	Steve Simms	613
1961	Steve Simms	614
1962	Bill Thompson	405
1963	Don Viggiano	404
1964	Bob Brendel	464
1965	Rich Capria	242
1966	Bryant Mitchell	540
1967	Bryant Mitchell	542
1968	Bryant Mitchell	1,204
1969	Steve Ferrughelli	564
1970	Larry Robertson	397
1971	Larry Robertson	405
1972	"JJ" Jennings	1,262
1973	"JJ" Jennings	1,353
1974	Curt Edwards	889
1975	Curt Edwards	1,157
1976	Glen Kehler	764
1977	Glen Kehler	866
1978	Glen Kehler	883
1979	Albert Ray	567
1980	Albert Ray	778
1981	Albert Ray	679
1982	Albert Smith	466
1983	Albert Smith	572
1984	Albert Smith	869
1985	Albert Smith	362
1986	Matt Prescott	606
1987	Henry Henderson	846
1988	Mike Botti	715
1989	James Cann	429
1990	Tekay Dorsey	505
1991	Antoine Moore	627
1992	Bruce Presley	817
1993	Terrell Willis	1,261
1994	Terrell Willis	1,080
1995	Terrell Willis	773
1996	Chad Bosch	523
1997	Jacki Crooks	758
1998	Jacki Crooks	821
1999	Jacki Crooks	587
2000	Dennis Thomas	587
2001	Dennis Thomas	372
2002	Markis Facyson	398
2003	Brian Leonard	880
2004	Brian Leonard	732
2005	Ray Rice	1,120
2006	Ray Rice	1,794
2007	Ray Rice	2,012

PASSING LEADERS

Year	Name	Yards
1957	Bill Austin	479
1958	Bruce Webster	513
1959	Sam Mudie	339
1960	Sam Mudie	452
1961	Bill Speranza	318
1962	Bob Yaksick	502
1963	Dave Stout	634
1964	Roger Kalinge	916
1965	Jack Callaghan	456
1966	Fred Eckert	756
1967	Bruce Van Ness	524
1968	Rich Policastro	994
1969	Rich Policastro	1,690
1970	Mike Yanchef	974
1971	Leo Gasiencia	1,148
1972	Leo Gasiencia	1,409
1973	John Piccirillo	415
1974	Bert Kosup	1,070
1975	Jeff Rebholz	715
1976	Bert Kosup	1,098
1977	Bert Kosup	1,445

1978	Bob Hering	1,193
1979	Ed McMichael	1,529
1980	Ed McMichael	1,761
1981	Ralph Leek	926
1982	Jacque LaPrarie	1,164
1983	Jacque LaPrarie	1,275
1984	Eric Hochberg	1,905
1985	Joe Gagliardi	1,273
1986	Scott Erney	1,160
1987	Scott Erney	1,369
1988	Scott Erney	2,123
1989	Scott Erney	2,536
1990	Tom Tarver	1,348
1991	Tom Tarver	1,969
1992	Bryan Fortay	1,608
1993	Ray Lucas	1,011
1994	Ray Lucas	1,869
1995	Ray Lucas	2,180
1996	Mike Stephans	918
1997	Mike McMahon	1,259
1998	Mike McMahon	2,203
1999	Mike McMahon	989
2000	Mike McMahon	2,157
2001	Ryan Cubit	1,433
2002	Ted Trump	740
2003	Ryan Hart	2,714
2004	Ryan Hart	3,154
2005	Ryan Hart	2,135
2006	Mike Teel	2,135
2007	Mike Teel	3,147

RECEIVING LEADERS

Year	Name	Yards
1957	Bob Simms	180
1958	Bob Simms	468
1959	Bob Simms	345
1960	Amy Byrd	269
1961	Lee Curley	274
1962	Bill Craft	426
1963	Paul Strellick	242
1964	Jack Emmer	306
1965	Charley Mudie	243
1966	Jack Emmer	701
1967	Jim Baker	242
1968	Bob Stonebreaker	448
1969	Jim Benedict	650
1970	Al Fenstermacher	254
1971	Bob Carney	351
1972	Tom Sweeney	369
1973	Tom Sweeney	479
1974	Mark Twitty	314
1975	Mark Twitty	544
1976	Mark Twitty	514
1977	George Carter	391
1978	Dave Dorn	535
1979	Dave Dorn	468
1980	Tim Odell	718
1981	Andrew Baker	356
1982	Andrew Baker	472
1983	Andrew Baker	857
1984	Andrew Baker	583
1985	Albert Smith	244
1986	Brian Cobb	368
1987	Eric Young	364
1988	Eric Young	592
1989	James Cann	507
1990	James Guarantano	386
1991	James Guarantano	740
1992	James Guarantano	755
1993	Chris Brantley	589
1994	Marco Battaglia	779
1995	Marco Battaglia	894
1996	Steven Harper	321
1997	Walter King	445
1998	Bill Powell	730
1999	Errol Johnson	507
2000	Errol Johnson	555

2001	Aaron Martin	523
2002	LJ Smith	384
2003	Shawn Tucker	726
2004	Tres Moses	1,056
2005	Tres Moses	758
2006	Clark Harris	493
2007	Kenny Britt	1,232

TACKLE LEADERS

Year	Name	Tackles
1974	Tom Holmes	124
1975	Tom Holmes	96
1976	Jim Hughes	113
1977	Bob Davis	121
1978	Tim Blanchard	122
1979	Dino Mangiero	113
1980	Mike Knight	98
1981	Keith Woetzel	101
1982	Jim Dumont	133
1983	Jim Dumont	154
1984	Roy Oake	124
1985	Tyronne Stowe	157
1986	Tyronne Stowe	150
1987	Bob Speidel	128
1988	Pat Udovich	104
1989	Pat Udovich	140
1990	Elnardo Webster	99
1991	Elnardo Webster	81
1992	Doug Adkins	70
1993	Jamil Jackson	65
1994	Mark Washington	97
1995	Brian Sheridan	132
1996	Aaron Brady	92
1997	Brian Sheridan	161
1998	Aaron Brady	136
1999	Jabari Moore	130
2000	Wes Robertson	83
2001	Shawn Seabrooks	99
2002	Gary Brackett	130
2003	Jarvis Johnson	97
2004	Jarvis Johnson	75
2005	Courtney Greene	116
2006	Devraun Thompson	83
2007	Courtney Greene	101

TOTAL OFFENSE LEADERS

Year	Name	Yards
1957	Bill Austin	1,425
1958	Bill Austin	1,031
1959	Sam Mudie	473
1960	Steve Simms	719
1961	Sam Mudie	703
1962	Bob Yaksick	741
1963	Dave Stout	729
1964	Roger Kalinge	1,075
1965	John Callaghan	553
1966	Fred Eckert	750
1967	Bruce Van Ness	917
1968	Bryant Mitchell	1,257
1969	Rich Policastro	1,571
1970	Mike Yancheff	1,117
1971	Leo Gasiencia	1,096
1972	Leo Gasiencia	1,415
1973	"JJ" Jennings	1,367
1974	Bert Kosup	1,206
1975	Curt Edwards	1,217
1976	Bert Kosup	1,097
1977	Bert Kosup	1,367
1978	Bob Hering	1,109
1979	Ed McMichael	1,452
1980	Ed McMichael	1,548
1981	Ralph Leek	971
1982	Jacque LaPrarie	1,333
1983	Jacque LaPrarie	1,328
1984	Rusty Hochberg	1,818
1985	Joe Gagliardi	1,214
1986	Scott Erney	1,171

1987	Scott Erney	1,270
1988	Scott Erney	2,192
1989	Scott Erney	2,675
1990	Tom Tarver	1,348
1991	Tom Tarver	1,775
1992	Bryan Fortay	1,767
1993	Terrell Willis	1,261
1994	Ray Lucas	2,026
1995	Ray Lucas	2,456
1996	Mike Stephans	829
1997	Mike McMahon	1,276
1998	Mike McMahon	2,136
1999	Mike McMahon	981
2000	Mike McMahon	2,400
2001	Ryan Cubit	1,334
2002	Ted Trump	632
2003	Ryan Hart	2,714
2004	Ryan Hart	3,061
2005	Ryan Hart	2,117
2006	Mike Teel	2,085
2007	Mike Teel	3,098

SCORING LEADERS

Year	Name	Points
1957	Bill Austin	74
1958	Bill Austin	106
1959	Bob Simms	20
1960	Steve Simms	36
1961	Bob Mudie	70
1962	Bob Yaksick	36
1963	Bob Brendel	24
1964	Chester Ward	30
1965	Jack Hohnstine	12
	Don Riesett	12
	Bob Stohrer	12
1966	Bryant Mitchell	42
1967	Bryant Mitchell	36
1968	Bryant Mitchell	54
1969	Bruce Van Ness	48
1970	John Pesce	33
1971	Larry Robertson	42
1972	John Pesce	56
1973	"JJ" Jennings	128
1974	Bert Kosup	36
1975	Curt Edwards	66
1976	Kennan Startzell	65
1977	Mike Fisher	60
1978	Kennan Startzell	76
1979	Dave Dorn	74
1980	Alex Falcinelli	69
1981	Alex Falcinelli	47
1982	Alex Falcinelli	52
1983	Tom Angstadt	49
1984	Tom Angstadt	77
1985	Albert Smith	42
1986	Doug Giesler	56
1987	Carmen Sclafani	54
1988	Carmen Sclafani	78
1989	James Cann	66
1990	John Benestad	37
1991	Bill Bailey	36
	Antoine Moore	36
1992	John Benestad	71
1993	Terrell Willis	80
1994	Reggie Funderburk	48
1995	Marco Battaglia	62
1996	Nick Mike-Mayer	26
1997	Jacki Crooks	26
1998	Steve Barone	44
1999	Steve Barone	40
2000	Steve Barone	47
2001	Ryan Sands	26
2002	Ryan Sands	33
2003	Brian Leonard	86
2004	Jeremy Ito	73
2005	Brian Leonard	102
2006	Ray Rice	120
2007	Ray Rice	150

YEAR-BY-YEAR STATISTICS

Year	RUTGERS					OPPONENTS				
	Rush Yards	Pass Yards	Total Yards	1st Downs	Points	Rush Yards	Pass Yards	Total Yards	1st Downs	Points
2007	2,574	3,267	5,841	294	426	2,076	2,218	4,294	229	292
2006	2,342	2,144	4,486	219	387	1,313	1,966	3,279	166	186
2005	1,947	2,818	4,765	238	344	1,596	2,872	4,468	258	307
2004	918	3,416	4,334	230	269	1,960	2,756	4,716	235	343
2003	1,666	2,757	4,423	237	329	1,957	2,597	4,554	218	354
2002	620	1,948	2,568	168	167	2,484	2,376	4,860	238	397
2001	1,150	1,508	2,658	145	119	2,535	2,085	4,620	218	397
2000	1,161	2,518	3,679	188	233	2,444	2,213	4,657	249	399
1999	895	2,287	3,182	169	155	2,404	2,367	4,771	245	427
1998	1,378	2,242	3,620	198	206	2,706	2,001	4,707	242	376
1997	1,168	2,143	3,302	169	191	2,843	2,429	5,272	257	496
1996	962	1,584	2,546	152	143	2,363	2,584	4,947	250	380
1995	2,113	2,588	4,701	255	304	1,777	2,888	4,665	225	412
1994	1,978	2,198	4,176	215	241	1,808	2,253	4,061	219	261
1993	2,588	1,801	4,389	235	351	2,086	2,273	4,359	221	334
1992	2,035	2,444	4,479	226	344	1,831	2,417	4,248	206	245
1991	1,244	2,180	3,424	189	217	1,674	1,853	3,527	178	217
1990	1,324	1,804	3,128	167	173	2,181	1,881	4,062	221	302
1989	1,173	2,709	3,882	203	245	2,706	1,874	4,580	232	319
1988	1,527	2,254	3,781	209	273	2,569	2,026	4,595	243	255
1987	1,665	1,476	3,141	175	168	2,710	1,849	4,559	258	213
1986	1,745	2,084	3,829	222	221	1,510	2,052	3,562	197	189
1985	1,143	2,025	3,168	190	149	2,147	1,860	4,007	225	266
1984	1,737	1,909	3,646	188	213	1,453	1,832	3,285	186	155
1983	1,605	2,008	3,613	195	195	2,008	1,943	3,951	217	258
1982	1,710	1,555	3,265	179	180	1,571	2,337	3,908	202	278
1981	1,626	1,215	2,831	162	139	2,337	1,397	3,734	206	208
1980	1,840	1,945	3,785	208	279	1,422	1,585	3,007	168	156
1979	1,939	1,548	3,487	198	243	1,700	1,176	2,876	171	174
1978	2,644	1,487	4,131	210	284	1,662	1,635	3,297	180	165
1977	2,630	1,652	4,282	210	291	1,801	1,337	3,138	186	181
1976	2,443	1,327	3,770	206	287	923	1,048	1,971	117	287
1975	2,895	1,225	4,120	220	347	1,293	940	2,233	141	91
1974	2,525	1,209	3,734	180	244	1,434	1,209	2,643	157	146
1973	2,613	1,024	3,637	183	245	2,179	1,415	3,594	206	228
1972	2,009	1,542	3,551	206	290	2,095	1,258	3,353	176	172
1971	1,475	1,390	2,860	159	193	2,617	1,557	4,174	212	243
1970	1,312	1,325	2,637	154	193	2,432	1,138	3,570	193	218
1969	1,336	1,983	3,319	207	212	1,504	1,156	2,660	156	150
1968	1,960	1,698	3,658	182	276	2,114	1,390	3,504	204	182
1967	1,605	890	2,495	132	155	1,767	1,517	3,284	181	170
1966	1,311	1,372	2,683	140	184	1,572	1,133	2,705	141	177
1965	1,305	1,006	2,311	132	84	1,393	964	2,347	134	152
1964	1,629	1,127	2,756	165	149	757	1,256	2,013	91	115
1963	1,698	672	2,370	134	145	1,364	841	2,205	113	197
1962	1,746	927	2,673	154	164	1,663	776	2,439	141	169
1961	1,968	644	2,612	148	246	1,230	884	2,114	116	102
1960	1,916	795	2,711	144	225	1,321	766	2,087	116	69
1959	1,184	946	2,130	115	132	1,479	981	2,460	124	121
1958	1,721	967	2,688	143	301	1,465	813	2,278	127	77
1957	1,703	918	2,621	141	181	1,547	975	2,522	138	133
1956	1,168	898	2,066	70	117	2,357	902	3,259	119	240
1955	1,089	488	1,577	82	95	1,706	533	2,239	111	163
1954	1,481	788	2,269	124	140	1,225	1,020	2,245	92	145
1953	1,137	791	1,928	95	126	1,447	1,023	2,407	114	216
1952	1,440	1,173	2,613	126	178	1,699	1,013	2,712	123	184
1951	1,584	573	2,157	88	184	1,456	897	2,353	92	114
1950	1,295	1,153	2,448	112	186	1,115	773	1,888	87	154
1949	2,124	658	2,782	110	266	1,215	897	2,112	95	138
1948	1,908	825	2,733	135	224	1,266	745	2,011	100	130
1947	1,946	1,015	2,961	124	262	1,069	679	1,745	77	99
1946	1,673	704	2,377	94	252	620	702	1,322	84	48

RUTGERS FOOTBALL · 2008 OUTLOOK · SCHEDULE KNIGHTS · COACHING STAFF · 2008 OPPONENTS · 2007 REVIEW · THE STATE UNIVERSITY · RECORDS & RESULTS · HISTORY & TRADITION · MEDIA INFORMATION

ALL-TIME HEAD COACHING RECORDS



Oliver D. Mann
1903, 1905
Two seasons
7-10-1



A.E. Hitchner
1904
One season
1-6-2



F.H. Gorton
1906-07
Two seasons
8-7-3



Joseph Smith
1908
One season
3-5-1



Howard Gargan
1910-12
Three seasons
12-10-4



George Sanford
1913-23
11 seasons
56-32-5



John H. Wallace
1924-26
Three seasons
12-14-1



Harry J. Rockafeller
1927-30, 1942-45
Eight seasons
33-26-1



J. Wilder Tasker
1931-37
Seven seasons
31-27-5



Harvey J. Harman
1938-41, 1946-55
14 seasons
74-44-2



John R. Steigman
1956-1959
Four seasons
22-15-0



John F. Bateman
1960-72
13 seasons
73-51-0



Frank R. Burns
1973-83
11 seasons
78-43-1



Dick Anderson
1984-89
Six seasons
27-34-4



Doug Graber
1990-95
Six seasons
29-36-1



Terry Shea
1996-2000
Five seasons
11-4-4



Greg Schiano
2001-Present
Seven seasons
38-46

NO.	COACH	ALMA MATER	TENURE	W	L	T
1.	William A. Reynolds		1891	8	6	
2.	H.W. Ambruster		1895	3	4	
3.	John C. B. Pendleton		1896-1897	8	12	
4.	William V.B. Van Dyck, Jr.	Rutgers	1898-1899	3	15	1
5.	Michael F. Daly		1900	4	4	
6.	Arthur P. Robinson		1901	0	7	
7.	Harry W. Van Hovenberg	Rutgers	1902	3	7	
8.	Oliver D. Mann	Rutgers	1903	4	4	1
9.	A.E. Hitchner	Rutgers	1904	1	6	2
10.	Oliver D. Mann	Rutgers	1905	3	6	
11.	F. H. Gorton	Colgate	1906-1907	8	7	3
12.	Joseph Smith	Dartmouth	1908	3	5	1
13.	Herman Pritchard	Swarthmore	1909	3	5	1
14.	Howard Gargan	Fordham	1910-1912	12	10	4
15.	George Foster Sanford	Yale	1913-1923	56	32	5
16.	John H. Wallace	Rutgers	1924-1926	12	14	1
17.	Harry J. Rockafeller	Rutgers	1927-1930	19	16	
18.	J. Wilder Tasker	Syracuse	1931-1937	31	27	5
19.	Harvey J. Harman	Pittsburgh	1938-1941	26	7	1
20.	Harry J. Rockafeller	Rutgers	1942-1945	14	10	1
21.	Harvey J. Harman	Pittsburgh	1946-1955	48	37	1
22.	John R. Steigman	Williams College	1956-1959	22	15	
23.	John F. Bateman	Columbia	1960-1972	73	51	
24.	Frank R. Burns	Rutgers	1973-1983	78	43	1
25.	Dick Anderson	Penn State	1984-1989	27	34	4
26.	Doug Graber	Wayne State	1990-1995	29	36	1
27.	Terry Shea	Oregon	1996-2000	11	44	
28.	Greg Schiano	Bucknell	2001-Present	38	46	

STADIUM RECORDS

SINGLE GAME RECORDS

Rushing Attempts	Team	80 vs. NYU (10/13/52)
	Individual	40 - "JJ" Jennings vs. Colgate (11/25/72)
Rushing Yards	Team	447 vs. Colgate (11/23/74)
	Individual	232 Terrell Willis vs. Temple (11/5/94)
Passing Attempts - Individual	52 - Rich Policastro vs. Lehigh (10/11/69)	
Completions - Individual	29 - Rich Policastro vs. Lehigh (10/11/69)	
Passing Yards - Individual	338 - Bryan Fortay vs. Va. Tech (10/31/92)	
Passing TDs - Individual	5 - Rich Policastro vs. Colgate (11/22/69)	
TD Receptions - Individual	4 - Chris Brantley vs. Va. Tech (10/31/92)	
Receiving Yards - Individual	192 - Mark Twitty vs. Colgate (11/23/74)	
Most Interceptions - Individual	3 - John Pollack vs. Colgate (11/23/68)	
	3 - Larry Clymer vs. Colgate (11/21/70)	
	3 - Tom Pawlik vs. Lafayette (10/13/73)	
	3 - Malik Jackson vs. Va. Tech (10/31/92)	
Most Field Goals - Individual	5 - Tom Angstadt vs. Cincinnati (9/29/84)	
Run - Individual	90 - Chad Bosch vs. Colgate (11/26/96)	
Pass - Individual	91 - Aaron Martin vs. Navy (10/20/01)	
FG - Individual	51 - Jeremy Ito, twice	
Punt Return (TD) - Individual	85 - Marshall Roberts vs. Colgate (9/12/92)	
Kick Return (TD) - Individual	97 - Tom Sweeney vs. Morgan St. (11/18/72)	
INT Return - Individual	94 - Bill Houston vs. Colgate (10/23/82)	

RUTGERS TEAM RECORDS

Points in a Season - High	244 (7 games) - 1975
Points in a Season - Low	37 (4 games) - 1965
Points Against - High	227 (5 games) - 1997
Points Against - Low	13 (6 games) - 1941
Total Yards - Game	781 vs. Colgate (11/23/74)
Points - Game	79 vs. Kings Point (1949)
Points - Opponent	64 - vs. Miami (9/30/00)
Consecutive Wins	20 (1974-78)

OPPONENT INDIVIDUAL RECORDS

Rushing Yards	245 - Ed Marinano, Cornell (10/2/71)
Passing Yards	470 - Pete Gonzalez, Pittsburgh (10/25/97)
Receiving Yards	207 - Larry Fitzgerald, Pittsburgh (10/18/03)
Rushing Attempts	48 - Tanardo Sharps, Temple (11/16/02)
Passing Attempts	58 - Tyler Palko, Pittsburgh (9/30/05)
Passes Completed	36 - Alex Van Pelt, Pittsburgh (9/17/92)
Passes Caught	12 - Kyle Sanborn, Colgate (11/19/88)
Long Pass Play	91 - Alex Van Pelt to Dietrich Jells, Pittsburgh (9/17/92)
Long Rushing Play	81 - Al Clark, Virginia Tech (8/30/97)
Long Field Goal	51 - Kenny Stucker, Ball State (9/9/89)

LARGEST CROWDS IN RUTGERS STADIUM HISTORY

1. RU 30, #2 USF 27 (10/18/07)	44,267
2. #14 RU 28, #3 Louisville 25 (11/9/06)	44,111
3. Maryland 34, #10 RU 24 (9/29/07)	43,803
4. #15 RU 38, Syracuse 7 (11/25/06)	43,791
5. #20 Cincinnati 28, #21 RU 23 (10/6/07)	43,768
6. #13 RU 59, Norfolk State 0 (9/15/07)	43,712
7. #6 West Virginia 31, #25 RU 3 (10/27/07)	43,620
8. RU 20, Pittsburgh 16 (11/17/07)	43,531
9. #15 RU 44, Navy 21 (9/7/07)	43,514
10. #16 RU 38, Buffalo 3 (8/30/07)	43,091



HOME SITES AND RECORDS

College Field

Site of the first game in 1869, is now the parking lot behind the College Avenue Gym.
 YEARSRECORD
 1869-1890.....24-18-5

Neilson Field

Located across the street from the College Avenue Gymnasium, the current site of Records Hall.
 YEARSRECORD
 1892-1938127-57-13

"Old" Rutgers Stadium

Dedicated on November 5, 1938 at the Rutgers-Princeton game, the Stadium had its first game two weeks earlier as Rutgers hosted Hampden-Sydney. The season finale against Lafayette was the third game in the Stadium. Rutgers won all three contests and did not lose at the site until the sixth game in 1940, a 7-6 loss to Lafayette. Rutgers won the first 13 Stadium games, including seven straight in 1939.
 YEARSRECORD
 1938-1992168-53-4

"New" Rutgers Stadium

Built on the site of the "Old" Rutgers Stadium on the Busch Campus in Piscataway.

YEAR.....RECORD	YEAR.....RECORD
1994.....4-1	2001.....1-6
1995.....2-3	2002.....1-5
1996.....2-3	2004.....3-3
1997.....0-5	2005.....4-2
1998.....3-3	2006.....6-0
1999.....1-5	2007.....5-3
2000.....2-4	Total.....34-43

"NEW" STADIUM FIRSTS

Date	September 3, 1994
Final Score	Rutgers 28, Kent State 6
Attendance	33,279
Coin Toss	Won by Rutgers, elected to defend North goal
Kickoff	Robbie Butts (Kent)
Kickoff Return	Vance Benton (Kent)
First Down	Astron Whatley (Kent) - two yards
Pass Play	Ray Lucas (RU) - incomplete
Pass Caught	Astron Whatley (Kent) from Mike Challenger
Pass Intercepted	Berkeley Claggett (Kent)
Run	Bruce Presley (RU) - two yards
Tackle	Jon Durkos (Kent) tackled Bruce Presley
Sack	Bob Sneathen (RU) sacked Mike Challenger
Touchdown	Ray Lucas (RU) - eight yard run
Touchdown Reception	Steven Harper (RU) from Ray Lucas - 60 yards
Defensive Score	Curtis Tribbit (RU) - 28 yard interception
Extra Point	Eddie Duborg (RU)
Blocked Extra Point	Alcides Catanho (RU) blocked Robbie Butts (Kent)
Punt	Jared Slovan (RU) - 35 yards
Punt Return	Reggie Funderburk (RU) - six yds
Punt Blocked	Roger Jones (Kent)
Fumble	Tony Peters (Kent) recovers
Penalty	Rutgers offsides



CONFERENCE SERIES

ATLANTIC COAST CONFERENCE		
19-55-1		
Boston College		6-19-1
Duke		2-2-0
Georgia Tech		0-1-0
Maryland		3-6-0
Miami		0-11-0
North Carolina		3-0-0
Virginia		2-3-0
Virginia Tech		3-11-0
Wake Forest		0-2-0

BIG EAST CONFERENCE		
51-93-4		
Cincinnati		7-5-1
Connecticut		18-9-0
Louisville		5-2-0
Pittsburgh		6-19-0
South Florida		2-1-0
Syracuse		9-28-1
West Virginia		4-29-2

BIG 12 CONFERENCE		
1-3-0		
Kansas State		1-0-0
Nebraska		0-1-0
Texas		0-2-0

BIG TEN CONFERENCE		
9-25-0		
Illinois		1-1-0
Michigan State		3-2-0
Northwestern		3-0-0
Penn State		2-22-0

CONFERENCE USA		
3-1-0		
Tulane		3-1-0

MID-AMERICAN CONFERENCE		
28-18-1		
Akron		1-0-0
Ball State		1-0-1
Buffalo		5-1-0
Kent State		2-0-0
Ohio		1-1-0
Temple		18-16-0

MOUNTAIN WEST		
1-1-0		
Air Force		1-1-0

PACIFIC-10 CONFERENCE		
0-4-0		
Arizona State		0-2-0
California		0-2-0

SOUTHEASTERN CONFERENCE		
5-11-2		
Alabama		0-2-0
Auburn		0-1-0
Florida		0-1-1
Kentucky		2-2-1
Louisiana State		1-0-0
Tennessee		1-3-0
Vanderbilt		1-2-0

WESTERN ATHLETIC CONFERENCE		
1-1-0		
Hawaii		1-1-0

INDEPENDENTS		
27-32-1		

Army		16-18-0
Navy		11-10-1
Notre Dame		0-4-0

FCS PROGRAMS		
256-233-13		

Boston University		11-2-0
Brown		6-5-0
Bucknell		12-4-0
Colgate		27-15-0
Columbia		23-21-5
Cornell		6-5-0
Dartmouth		0-1-0
Delaware		15-13-3
Fordham		8-5-1
Harvard		3-2-0
Holy Cross		8-11-0
Howard		1-0-0
Lafayette		41-30-1
Lehigh		43-30-1
Maine		1-0-0
Massachusetts		2-2-0
Morgan State		2-0-0
New Hampshire		1-1-0
Norfolk State		1-0-0
Pennsylvania		6-11-0
Princeton		17-53-1
Richmond		6-0-1
Villanova		8-7-0
William & Mary		6-4-0
Yale		2-11-0

OTHER PROGRAMS		
184-109-20		

Albright		2-0-0
Alfred		3-0-0
ASTP (Rutgers)		1-0-0
Bethany		0-1-0
Brooklyn College		0-1-0
Catholic		1-1-0
CCNY		7-0-0
Columbia AC		1-1-1
Crescent AC		1-1-0
Detroit		0-1-0
Dickinson		1-0-0
Drexel		1-0-0
Elizabeth AC		0-2-0
Fort Monmouth		1-0-1
Fort Wadsworth		1-0-0
Franklin & Marshall		3-4-2
George Washington		2-1-0
Great Lakes Naval TS		0-1-0
Hamilton		4-0-0
Hamilton Fish AS		1-0-0
Hampden-Sydney		2-0-0
Haverford		5-9-3
Hobart		2-0-0
Hoboken Naval TS		1-0-0
Irvington AC		0-1-0
Jefferson Med School		0-1-0

Johns Hopkins		3-0-0
Knickerbocker AC		0-1-0
League Island Marines		1-0-0
Lebanon Valley		1-0-0
Manhattan		3-3-0
Manhattan AC		3-0-0
Marietta		4-0-0
Muhlenberg		6-0-1
New Jersey AC		1-0-0
New York Ag.Coll.		1-0-0
New York AC		2-2-0
New York Law		1-0-0
New York Univ.		23-18-2
Newark AC		2-0-0
Newport NR		1-0-0
Ohio Wesleyan		1-0-1
Orange AC		1-3-0
Pelham Bay Naval TS		1-0-0
Penn Medical		0-0-1
Penn Military		4-1-1
Providence		3-1-1
Quantico Marines		0-1-0
Rensselaer Poly		5-0-0
Rhode Island State		1-0-0
Ridgefield AC		2-0-0
Roseville AC		1-0-0
St. Bonaventure		1-0-0
St. John's (MD)		2-0-0
St. Lawrence		2-0-0
Schuykill AC		1-0-0
Seton Hall		0-1-0
Springfield		12-1-0
Stevens		28-13-5
Susquehanna		1-0-0
Swarthmore		5-9-0
Tampa		0-1-0
Trinity		1-1-0
Tufts		1-0-0
Union		3-7-0
US Merchant Marine Academy		1-0-0
Ursinus		9-8-0
Vermont		2-0-0
Vineland AC		1-0-0
Washington College		0-1-0
Washington & Jefferson		0-3-0
Washington & Lee		1-0-1
Wesleyan		1-6-0
West Chester Teachers		0-1-0
Western Reserve		1-0-0
Williams		0-2-0
Wooster		1-0-0

AC - Athletic Club
AS - All-Stars
Ag.Coll. - Agricultural College
TS - Transport Station

Programs are designated by current conference affiliation, not necessarily the conference at the time of playing Rutgers.

Bold denotes 2008 opponent

ALL-TIME RESULTS

1869 (1-1-0)

11/6	Princeton	W	6-4*
11/15	at Princeton	L	0-8

Captain: William J. Leggett

1870 (1-1-0)

11/5	at Princeton	L	2-6
11/12	Columbia	W	6-3

Captain: William J. Leggett

1871 - No Record

1872 (1-1-1)

11/2	at Columbia	T	0-0
11/9	Columbia	W	7-5
11/16	at Princeton	L	1-4

Captain: Claudius Rockefeller

1873 (1-2-0)

10/24	at Yale	L	1g-3g
11/1	Columbia	W	5-4
11/8	at Columbia	L	3-4

Captain: George D. Lydecker

1874 (2-2-0)

10/24	Columbia	W	6-1
10/31	Stevens	W	6-0
11/14	at Columbia	L	1-4
11/18	at Princeton	L	0-6

Captain: Abram I. Marine

1875 (1-1-1)

10/24	Stevens	W	6-0
11/2	Columbia	T	1-1
11/6	at Yale	L	1g-4g

Captain: Peter H. Miliken

1876 (1-0-0)

11/1	Stevens	W	3-2
------	---------	---	-----

Captain: Andrew Raymond

1877 (0-3-0)

10/27	at Stevens	L	1t-2t
11/6	at Columbia	L	0-4t*
11/14	Stevens	L	0-1g, 1t

Captain: Andrew Raymond

1878 (1-2-1)

10/29	Stevens	T	0-0
11/2	at Princeton	L	0-5g, 10t
11/9	at Stevens	L	0-1t
12/7	CCNY	W	6t, 5s-9s

Captain: Thomas Fitz-Randolph

1879 (1-2-2)

11/11	at Stevens	W	6-0
11/15	at Yale	L	0-5
11/20	at Columbia	T	0-0
11/23	Stevens	T	0-0
11/26	at Stevens	L	1-3

Captains: N.W. Voorhees, C.I. Haring

1880 (1-2-0)

10/16	at Stevens	W	5g-1g
11/2	at Princeton	L	0-8g, 4t
11/13	at Columbia	L	1t, 3s-8g, 4t

Captain: John Morrison

1881 (2-3-1)

10/15	at Princeton	L	11s-3g, 5t
11/8	Columbia	T	0-0
11/10	Princeton	L	3s-1g
11/17	CCNY	W	10g, 17t-0
11/19	at Penn	W	1g, 2t-1t

12/23 at Columbia L 0-1g, 3t
 Captain: John Morrison

1882 (6-4-0)

10/14	at Princeton	L	0-5g, 6t
10/20	CCNY	W	7g, 3s-0
10/21	at Yale	L	3s-9g, 3t
10/28	Yale	L	1t-5g, 1t
11/4	at Penn	W	3t, 1s-1t
11/7	Lafayette	W	8g, 3t-0
11/9	Columbia	W	2g, 1t-1t
11/14	Princeton	L	0-3g, 4t
11/18	Penn	W	1g, 2t-2t
11/24	at Stevens	W	2g-0

Captain: William J. Chamberlain

1883 (1-6-0)

10/17	Princeton	L	0-20
10/20	at Wesleyan	L	0-37
10/27	at Princeton	L	0-61
10/31	CCNY	W	54-2
11/6	at Yale	L	0-98
11/10	at Lafayette	L	0-25
11/17	Penn	L	0-18

Captain: Charles Pattison

1884 (3-4-0)

10/10	Princeton	L	5-23
10/15	Columbia	W	35-5
10/18	at Princeton	L	0-35
10/22	Yale	L	10-76
11/1	Lehigh	W	61-0
11/8	Lafayette	W	26-0
11/15	Wesleyan	L	0-31

Captain: John DeWitt

1885 (0-1-0)

11/4	at Lehigh	L	5-10
------	-----------	---	------

Captain: Lewis Chamberlain

1886 (1-3-0)

11/1	at Lafayette	L	2-24
11/6	Vineland AC	W	58-0
11/10	at Penn	L	0-65
11/17	Lafayette	L	10-26

Captain: Asa Wvynkoop

1887 (2-6-0)

10/8	Stevens	W	26-0
10/12	Princeton	L	0-30
10/15	at Lafayette	L	0-20
10/19	at Stevens	W	5-2
10/29	at Williams	L	6-12
11/2	Penn	L	10-13
11/5	at Yale	L	0-74
11/12	Lafayette	L	0-36

Captain: Clarence G. Scudder

1888 (1-6-1)

10/6	at Yale	L	0-65
10/20	Lafayette	L	0-4
10/24	Princeton	L	0-80
11/1	Stevens	T	0-0
11/2	Williams	L	0-42
11/5	at Ridgefield AC	W	18-6
11/7	Lehigh	L	0-30
11/10	at Princeton	L	0-82

Captain: Arthur J. Collier

1889 (1-4-0)

10/12	Penn	L	0-4
10/16	Lafayette	L	0-16
10/19	at Wesleyan	L	4-58
10/26	at Penn	L	0-14
11/1	Ridgefield AC	W	18-0

Captain: James Bishop, Jr.

1890 (5-4-1)

10/4	at Penn	L	4-16
10/8	at Princeton	L	0-27
10/18	New York AC	W	30-0
10/25	Orange AC	W	6-4
11/1	Crescent AC	W	68-0
11/3	at Yale	L	0-70
11/4	Lehigh	L	2-4
11/14	NYU	W	62-0
11/15	at Columbia	T	6-6
11/22	Mahattan AC	W	32-0

Captain: James Bishop, Jr.

1891 (8-6-0)

10/3	at Princeton	L	0-12
10/10	at Orange AC	L	6-10
10/13	at Schuylkill AC	W	24-0
10/17	at Lehigh	L	0-22
10/21	at Penn	L	6-32
10/24	Stevens	W	12-10
10/28	Columbia	W	44-0
10/31	at Navy	L	12-20
11/2	at Columbia AC	W	4-0
11/3	at New York AC	L	12-21
11/7	NYU	W	70-4
11/14	at Army	W	27-6
11/18	NY Law School	W	14-0
11/24	Manhattan AC	W	34-0

Captain: Philip M. Brett

1892 (3-5-1)

10/1	at Princeton	L	0-30
10/15	at Orange AC	L	10-22
10/19	at Lafayette	W	16-8
10/22	at New York AC	W	18-0
10/26	at Manhattan AC	W	30-0
10/29	Lafayette	L	10-24
11/2	at Stevens	L	6-22
11/5	at Navy	L	12-48
11/7	at Columbia AC	T	6-6

Captain: John C. Loud

1893 (0-4-0)

10/14	at New York AC	L	0-14
10/21	Stevens	L	8-39
10/28	at Orange AC	L	0-34
11/4	at Lafayette	L	0-1 (fft.)

Captains: Chalmers P. Dyke, Gabe Ludlow, George Ludlow

1894 (4-6-0)

9/29	at Lehigh	L	0-24
10/6	Lafayette	W	12-10
10/10	at Princeton	L	0-48
10/17	at Stevens	W	20-0
10/20	at NJ AC	W	8-0
10/27	at Crescent AC	L	4-20
11/1	North Carolina	W	5-0
11/17	at Virginia	L	4-20
11/24	at Columbia AC	L	0-20
12/1	at F&M	L	4-68

Captain: William V.B. Van Dyck, Jr.

1895 (3-4-0)

9/28	Lehigh	L	0-25
10/5	at Princeton	L	0-22
10/19	Roseville AC	W	38-4
10/23	Swarthmore	W	26-12
10/26	NYU	W	16-0
10/30	at Lafayette	L	0-52
11/6	at Elizabeth AC	L	6-16

Captain: William A. Ranney

1896 (5-7-0)

10/3	at Princeton	L	0-44
10/7	Ursinus	W	20-0
10/10	at Elizabeth AC	L	0-28
10/14	at Lehigh	L	0-44
10/17	Haverford	W	6-2
10/21	Stevens	W	10-0
10/24	at Swarthmore	W	16-10
10/31	at Navy	L	0-40
11/3	Union	L	0-10
11/7	at Irvington AC	L	0-20
11/11	at Stevens	L	0-10
11/14	Newark AC	W	4-0

Captain: John N. Mills

1897 (2-5-0)

10/2	at Newark FC	W	12-6
10/6	at Princeton	L	0-53
10/10	Swarthmore	L	6-8
10/23	Stevens	W	16-0
10/27	at Haverford	L	0-26
10/30	at Union	L	0-10
11/3	at Stevens	L	0-14

Captain: Francis K. Drury

1898 (1-6-1)

9/28	at Lehigh	L	0-12
10/8	at Swarthmore	L	0-6
10/12	at Stevens (forfeit)	L	0-1
10/15	at NYU	W	11-5
10/22	Haverford	T	0-0
10/29	at Union	L	0-17
11/5	Stevens	L	0-5
11/12	at Wesleyan	L	0-59

Captain: William E. McMahon

1899 (2-9-0)

10/3	Columbia	L	0-26
10/7	at Lehigh	L	0-10
10/14	at Lafayette	L	0-37
10/18	at Stevens	L	5-12
10/21	at Haverford	L	0-36
10/25	Swarthmore	L	0-34
10/28	at Ursinus	L	6-53
11/4	Stevens	W	39-0
11/11	NYU	L	5-6
11/22	CCNY	W	59-0
11/30	Knickerbocker AC	L	0-11

(Night, Madison Square Garden)
 Captain: William E. McMahon

1900 (4-4-0)

9/26	CCNY	W	5-0
10/3	Columbia	L	0-11
10/13	Haverford	W	11-0
10/20	at Lehigh	L	0-21
10/27	Ursinus	W	17-0
11/7	at Army	L	0-23
11/17	at NYU	W	11-0
11/24	Union	L	6-11

Captain: Oliver D. Mann

1901 (0-7-0)

10/2	Columbia	L	0-27
10/5	Manhattan	L	0-10
10/12	at Ursinus	L	0-30
10/19	at Swarthmore	L	0-27
10/26	NYU	L	0-16
11/2	Delaware	L	5-6
11/9	at Haverford	L	0-17

Captain: William B. Wyckoff

FOOTBALL HISTORY & TRADITION MEDIA INFORMATION
 2009 OVERVIEW 2008 RESULTS
 2008 OUTLOOK 2008 CULTURE
 2007 REVIEW THE STATE UNIVERSITY
 2006 KNIGHTS COACHING STAFF

ALL-TIME RESULTS

1902 (3-7-0)

9/28	at Manhattan	L	0-6
10/5	Columbia	L	0-43
10/12	at Lehigh	L	0-34
10/19	Ursinus	L	0-16
10/22	Swarthmore	L	6-12
10/25	at Haverford	L	5-43
11/1	at Stevens	W	10-0
11/8	at NYU	L	0-22
11/15	Delaware	W	15-12
11/22	Stevens	W	6-0

Captain: Alfred E. Hitchner

1903 (4-4-1)

9/26	at Fordham	L	0-15
10/3	at Delaware	L	0-5
10/10	Manhattan	W	8-6
10/17	at Ursinus	L	0-40
10/24	Haverford	L	6-18
10/31	Stevens	W	36-6
11/7	at Stevens	W	26-5
11/14	NYU	W	18-15
11/24	F&M	T	0-0

Captain: Alfred E. Hitchner

1904 (1-6-2)

10/1	at Stevens	W	4-0
10/8	at Haverford	L	0-40
10/15	Ursinus	L	0-37
10/22	at Wesleyan	L	0-39
10/29	at Union	L	0-35
11/5	Delaware	T	6-6
11/8	at NYU	L	6-35
11/12	Maryland	L	0-10
11/19	Stevens	T	0-0

Captain: Robert W. Cobb

1905 (3-6-0)

10/3	Stevens	W	6-0
10/7	at Trinity	L	0-11
10/10	at Union	L	0-11
10/17	Seton Hall	L	10-22
10/24	at Delaware	W	10-0
11/10	at NYU	L	7-10
11/14	at Stevens	W	5-0
11/21	at Haverford	L	0-28
11/28	at Fordham	L	6-17

Captain: Harold E. Green

1906 (5-2-2)

9/28	at Fordham	W	6-0
10/6	at Stevens	T	0-0
10/13	at Villanova	L	0-17
10/20	at Haverford	T	0-0
10/27	Delaware	L	0-4
11/6	at NYU	W	14-0
11/10	CCNY	W	55-0
11/17	Stevens	W	18-4
11/24	Ursinus	W	29-5

Captain: Douglas J. Fisher

1907 (3-5-1)

9/28	Fordham	T	5-5
10/5	at Swarthmore	L	5-29
10/12	Lehigh	L	6-16
10/19	at Union	W	12-5
10/26	at Delaware	W	39-0
11/5	at NYU	L	0-11
11/9	Haverford	L	5-6
11/16	at Jefferson Med.	L	0-27
11/23	Stevens	W	4-0

Captain: Douglas J. Fisher

1908 (3-5-1)

10/3	at Navy	L	0-18
------	---------	---	------

10/10	at Lehigh	L	0-12
10/24	at Haverford	L	5-9
10/31	Hamilton	W	5-4
11/3	F&M	W	9-0
11/7	Delaware	T	6-6
11/10	Ursinus	L	0-35
11/14	Muhlenberg	W	15-5
11/21	at Stevens	L	13-15

Captain: Charles E. Corbin

1909 (3-5-1)

10/2	Fordham	L	0-9
10/9	at Navy	L	3-12
10/16	at F&M	L	0-15
10/23	Penn Medical	T	0-0
10/30	at Hamilton	W	8-5
11/6	at NYU	L	0-11
11/10	Muhlenberg	W	35-5
11/13	Haverford	W	11-0
11/20	at Stevens	L	5-17

Captain: Edwin T. Leslie

1910 (3-2-3)

10/1	F&M	T	0-0
10/8	at Navy	T	0-0
10/15	Swarthmore	W	21-6
10/22	at Haverford	T	0-0
10/29	at NYU	L	8-15
11/8	St. Lawrence	W	17-0
11/12	at Wash. Coll. (MD)	L	5-6
11/19	at Stevens	W	8-6

Captain: Howard A. Smith

1911 (4-4-1)

10/3	at Princeton	L	0-37
10/7	Haverford	W	10-6
10/14	at Army	L	0-18
10/21	Union	W	6-0
10/28	Swarthmore	L	0-21
11/4	RPI	W	6-0
11/11	at NYU	T	0-0
11/18	Ursinus	L	0-17
11/25	at Stevens	W	3-0

Captain: James K. Alverson

1912 (5-4-0)

9/28	F&M	L	0-20
10/2	at Princeton	L	6-41
10/12	at Army	L	0-19
10/19	Hobart	W	16-7
10/26	at Union	L	0-3
11/2	Hamilton	W	25-6
11/9	RPI	W	21-0
11/16	at Haverford	W	18-0
11/23	at Stevens	W	26-6

Captain: Theodore Van Winkle

1913 (6-3-0)

9/27	at Princeton	L	3-14
10/4	Union	W	39-6
10/11	at Army	L	0-29
10/18	Hobart	W	71-0
10/25	at RPI	W	13-0
11/1	Wesleyan	L	9-20
11/8	at Hamilton	W	38-0
11/15	Trinity	W	30-7
11/22	at Stevens	W	37-0

Captain: John E. Elmendorf

1914 (5-3-1)

9/26	at Princeton	L	0-12
10/3	RPI	W	32-0
10/10	at Army	L	0-13
10/17	Muhlenberg	W	17-7
10/24	Tufts (2)	W	16-7

11/7	at Syracuse	T	14-14
11/21	at Stevens	W	83-0
11/26	at NYU	W	33-0
11/28	Wash. & Jeff. (3A)	L	13-20

Captain: John P. Tooney

1915 (7-1-0)

9/25	Albright	W	53-0
10/2	at Princeton	L	0-10
10/9	RPI	W	96-0
10/16	Muhlenberg	W	21-0
10/30	Springfield (2)	W	44-13
11/13	Hamilton Fish	W	28-7
11/20	at Stevens	W	39-3
11/25	at NYU	W	70-0

Captain: Howard P. Talman

1916 (3-2-2)

10/7	Villanova	W	33-0
10/14	Washington & Lee T	13-13	
10/28	at Brown	L	3-21
11/4	Holy Cross (2)	W	14-6
11/11	West Virginia	T	0-0
11/25	Dickinson	W	34-0
12/2	Wash & Jeff (3A)	L	9-12

Captain: Francis J. Scarr

1917 (7-1-1)

9/29	Ursinus	W	25-0
10/6	Fort Wadsworth	W	90-0
10/13	at Syracuse	L	10-14
10/20	at Lafayette	W	33-7
10/27	at Fordham	W	28-0
11/3	West Virginia	T	7-7
11/10	Springfield	W	61-0
11/17	League Isl. Marines	W	27-0
11/24	Newport NR (3B)	W	14-0

Captain: Kenneth Rendall

1918 (5-2-0)

9/28	Ursinus	W	66-0
10/19	Pelham Bay Nav.	W	7-0
10/26	at Lehigh	W	39-0
11/2	Nav. Trans.-Hoboken	W	40-0
11/9	at Penn State	W	26-3
11/16	Great Lakes Nav. (3B)	L	14-54
11/23	Syracuse (3A)	L	0-21

Captain: William Feitner

1919 (5-3-0)

9/27	Ursinus	W	34-0
10/4	North Carolina	W	19-0
10/11	at Lehigh	L	0-19
10/25	NY Aggies	W	14-0
11/4	at Syracuse	L	0-14
11/8	at Boston College	W	13-7
11/15	West Virginia	L	7-30
11/22	Northwestern (2)	W	28-0

Captain: Alfred T. Garrett

1920 (2-7-0)

9/25	Ursinus	L	7-14
10/2	Maryland	W	6-0
10/9	at Lehigh	L	0-9
10/16	Virginia Tech	W	19-6
10/23	Virginia	L	0-7
10/30	at Cornell	L	0-24
11/2	Nebraska (3A)	L	0-28
11/13	at West Virginia	L	0-17
11/25	at Detroit	L	0-27

Captain: William Gardner

1921 (4-5-0)

9/24	at Ursinus	W	33-0
10/1	Maryland	L	0-3

10/8	Lehigh	L	0-7
10/15	Washington & Lee	W	14-13
10/22	at Georgia Tech	L	14-48
10/29	at Lafayette	L	0-35
11/8	Notre Dame (3A)	L	0-48
11/12	at NYU	W	21-7
11/19	West Virginia	W	17-7

Captain: Paul Duffy

1922 (5-4-0)

9/30	Penn Military	W	13-0
10/7	Fordham	W	20-15
10/14	at Lehigh	W	13-7
10/21	Bethany	L	7-14
10/28	at West Virginia	L	0-28
11/7	LSU (3A)	W	25-0
11/11	Lafayette	L	6-33
11/18	NYU (4)	W	37-0
11/25	Bucknell	L	13-20

Captain: Howard P. Raub

1923 (7-1-1)

9/29	Penn Military	W	27-0
10/6	Villanova	W	44-0
10/13	Lehigh	W	10-0
10/20	NYU	W	7-3
10/27	at Lafayette	T	6-6
11/6	West Virginia (3A)	L	7-27
11/10	Richmond	W	56-0
11/17	Boston Univ.	W	61-0
11/24	Fordham (4)	W	42-0

Captain: W.W. Kingman

1924 (7-1-1)

9/27	Villanova	W	14-0
10/4	Lebanon Valley	W	56-0
10/11	St. Bonaventure	W	36-7
10/18	at Cornell	W	10-0
10/25	at Lehigh	T	13-13
11/1	F&M	W	30-6
11/8	Lafayette (5)	W	43-7
11/15	at NYU	W	41-3
11/22	Bucknell (6)	L	7-12

Captain: E. Gaynor Brennan

1925 (2-7-0)

9/26	Alfred	W	19-3
10/3	Villanova	L	0-20
10/10	Maryland (6)	L	0-16
10/17	at Cornell	L	0-41
10/24	Lehigh	L	0-7
10/31	Penn Military	L	12-13
11/7	at Lafayette	L	0-34
11/14	at Holy Cross	L	0-6
11/21	NYU	W	7-6

Captain: C. Hoyt Terrill

1926 (3-6-0)

9/25	Manhattan	W	8-0
10/2	Ursinus	W	14-0
10/9	at Wash & Jeff	L	6-19
10/16	Holy Cross (2)	L	0-21
10/23	at NYU	L	0-30
10/30	Delaware	W	21-0
11/6	Lafayette	L	0-38
11/13	at Lehigh	L	0-14
11/20	Swarthmore	L	0-13

Captain: Lester E. Hanf

1927 (4-4-0)

10/1	Manhattan	W	24-6
10/8	at Lafayette	L	0-56
10/15	GW	L	0-6
10/22	NYU (3D)	L	6-60
10/29	Holy Cross (2)	L	0-39

ALL-TIME RESULTS

11/5	Alfred	W	42-0
11/12	at Swarthmore	W	19-6
11/17	Lehigh	W	12-6
Captain: Herbert E. Lorenz			

1928 (6-3-0)

9/29	St. John's (MD)	W	12-0
10/6	Albright	W	19-0
10/13	Holy Cross (2)	L	0-46
10/20	NYU (3D)	L	0-48
10/27	Delaware	W	34-0
11/3	Catholic Univ.	W	12-0
11/10	Lafayette	L	0-17
11/17	at Lehigh	W	7-3
11/24	Swarthmore	W	13-2
Captain: Stanley Rosen			

1929 (5-4-0)

9/28	Providence	W	17-0
10/5	Delaware	W	19-0
10/12	at Holy Cross	L	3-20
10/19	St. John's (MD)	W	14-7
10/26	Catholic Univ.	L	10-14
11/2	Ursinus	W	19-13
11/9	at Lafayette	L	6-20
11/16	Lehigh	W	14-0
11/23	NYU (3D)	L	7-20
Captain: R. Bernard Crowl			

1930 (4-5-0)

9/27	Providence	L	6-12
10/4	GW	W	20-6
10/11	at Syracuse	L	0-27
10/18	Johns Hopkins	W	33-0
10/25	Delaware	W	40-0
11/1	Holy Cross	L	20-32
11/8	Lafayette	L	26-31
11/15	at Lehigh	W	14-13
11/22	NYU (3D)	L	0-33
Captain: Richard Knauss			

1931 (4-3-1)

9/26	Providence	W	19-0
10/3	Drexel	W	27-6
10/10	Springfield	W	26-0
10/17	NYU (3D)	L	7-27
10/24	at Holy Cross	L	0-27
10/31	Delaware	T	6-6
11/7	at Lafayette	L	0-22
11/14	Lehigh	W	26-12
Captain: Jack Grossman			

1932 (6-3-1)

9/24	Providence	T	6-6
10/1	Penn Military	W	20-6
10/8	NYU (3D)	L	0-21
10/15	Delaware	W	32-0
10/22	Holy Cross	L	0-6
10/29	Johns Hopkins	W	33-0
11/5	Lafayette	W	7-6
11/12	at Lehigh	W	37-6
11/23	at Springfield	W	18-0
12/3	at Manhattan	L	6-7
Captain: Albert Wiley			

1933 (6-3-1)

9/30	F&M	W	10-0
10/7	Providence	W	21-0
10/14	at Colgate	L	2-25
10/21	Penn Military	W	10-0
10/28	Lehigh	W	27-0
11/4	Springfield	W	31-6
11/11	at Lafayette	W	20-13
11/18	NYU (3D)	T	6-6
11/25	at Princeton	L	6-26

12/2	Villanova	L	13-18
Captains: George Kramer, William Demarest, Francis Heenan			

1934 (5-3-1)

9/29	Penn Medical	T	0-0
10/6	at F&M	L	0-7
10/13	Springfield	W	19-7
10/20	at Penn	L	19-27
10/27	at Lehigh	W	45-0
11/3	Boston Univ.	W	52-0
11/10	Lafayette	W	27-6
11/17	NYU	W	22-7
11/24	Colgate	L	0-14
Captain: Albert Twitchell			

1935 (4-5-0)

9/28	West Chester	L	7-19
10/5	Marietta	W	26-9
10/12	at Columbia	L	6-20
10/19	at Princeton	L	6-29
10/26	Lehigh	W	27-6
11/2	at Lafayette	W	31-6
11/9	at Boston Univ.	W	12-6
11/15	at NYU	L	0-48
11/22	Colgate	L	0-27
Captain: Maurice L. Bullard			

1936 (1-6-1)

10/3	Marietta	W	13-0
10/10	at Princeton	L	0-20
10/17	Springfield	L	0-6
10/24	at #10 Yale	L	0-28
10/31	at Lehigh	L	0-19
11/7	Boston Univ.	L	0-7
11/14	NYU (3A)	L	0-46
11/21	at Wesleyan	T	7-7
Captain: George Van Der Noot			

1937 (5-4-0)

9/25	Susquehanna	W	9-0
10/2	Hampden-Sydney	W	20-0
10/9	Delaware	W	27-0
10/16	at Springfield	W	26-0
10/23	at Princeton	L	0-6
10/30	Lehigh	W	34-0
11/7	at Lafayette	L	6-13
11/13	Ohio	L	0-13
11/25	Brown	L	6-7
Captain: Arthur C. Perry			

1938 (7-1-0)

9/24	Marietta	W	20-0
10/1	Vermont	W	15-14
10/8	NYU	L	6-25
10/15	Springfield	W	6-0
10/21	Hampden-Sydney	W	32-0
10/29	at Lehigh	W	13-0
11/5	Princeton	W	20-18
11/12	Lafayette	W	6-0
Captain: Paul Harvey			

1939 (7-1-1)

9/30	Wesleyan	W	13-7
10/7	Wooster	W	20-0
10/14	Richmond	T	6-6
10/21	Maryland	W	25-12
10/28	Lehigh	W	20-6
11/4	New Hampshire	W	32-13
11/11	at Lafayette	W	13-6
11/18	Springfield	W	17-7
11/30	at Brown	L	0-13
Captain: William Tranavitch			

1940 (5-3-0)

10/5	Springfield	W	33-0
10/12	at Lehigh	W	34-0
10/26	Marietta	W	53-0
11/2	at Princeton	L	13-28
11/9	Connecticut	W	45-7
11/16	Lafayette	L	6-7
11/23	St. Lawrence	W	20-0
11/30	at Maryland	L	7-14
Captain: Milton Nelson			

1941 (7-2-0)

9/27	Alfred	W	34-0
10/4	Springfield	W	26-0
10/11	Lehigh	W	16-6
10/18	Fort Monmouth	W	26-0
10/25	at Syracuse	L	7-49
11/1	Maryland	W	20-0
11/8	at Lafayette	L	0-16
11/15	Connecticut	W	32-7
11/22	at Brown	W	13-7
Captains: Vinnie Utz, Ralph Schmidt			

1942 (3-4-1)

10/3	Vermont	W	27-20
10/10	at Maryland	L	13-27
10/17	Bucknell	W	9-7
10/24	at Lehigh	L	10-28
10/31	Springfield	W	21-0
11/7	Lafayette	L	13-19
11/14	Fort Monmouth	T	0-0
11/21	Syracuse	L	7-12
Captain: Kenneth MacDonald			

1943 (3-2-0)

10/30	Lehigh	W	26-0
11/6	Lafayette	W	13-0
11/13	at Lehigh	W	20-0
11/20	at Lafayette	L	2-9
11/26	Brooklyn	L	6-12
Captain: Robert S. Goldberger			

1944 (3-2-0)

9/30	at Lafayette	L	6-19
10/7	at Lehigh	W	19-6
10/14	Lafayette	L	0-39
10/28	ASTP (Rutgers)	W	18-12
11/4	Lehigh	W	15-6
Captain: Joseph E. D'Imperio			

1945 (5-2-0)

10/6	Swarthmore	L	6-13
10/13	at Muhlenburg	W	19-6
10/20	Rhode Island State	W	39-7
10/27	at Princeton	L	6-14
11/3	Lehigh	W	25-0
11/10	at Lafayette	W	32-14
11/17	NYU	W	13-7
Captain: Eugene McManus			

1946 (7-2-0)

9/28	at Columbia	L	7-13
10/5	Johns Hopkins	W	53-0
10/12	NYU (3A)	W	26-0
10/19	at Princeton	L	7-14
10/26	George Washington	W	25-13
11/2	at #17 Harvard	W	13-0
11/9	Lafayette	W	41-2
11/16	at Lehigh	W	55-6
11/23	Bucknell	W	25-0
Captain: Charles DiLiberti			

1947 (8-1-0)

9/27	at Columbia	L	28-40
10/4	Western Reserve	W	21-6
10/11	Princeton	W	13-7
10/18	Fordham	W	36-6
10/25	Lehigh	W	46-13
11/1	at Harvard	W	31-7
11/8	at Lafayette	W	20-0
11/15	NYU	W	40-0
11/27	at Brown	W	27-20
Captain: John Garrabrant, William Vigh			

1948 (7-2-0)

9/25	at Columbia	L	6-27
10/2	Colgate	W	35-19
10/9	Temple	W	34-20
10/16	at Princeton	W	22-6
10/23	at Lehigh	W	20-6
10/30	Brown	L	6-20
11/6	Lafayette	W	34-13
11/13	NYU (3D)	W	40-0
11/20	Fordham	W	28-19
Captain: Frank Burns			

1949 (6-3-0)

9/24	USMM	W	79-6
10/1	at Temple	L	7-14
10/8	Lehigh	W	40-27
10/15	Syracuse	L	9-21
10/22	at Colgate	W	35-13
10/29	at Princeton	L	14-34
11/5	at Lafayette	W	14-0
11/12	NYU	W	33-9
11/19	Fordham	W	35-14
Captain: Earl Read			

1950 (4-4-0)

9/23	at Syracuse	L	12-42
10/7	at #NR/19 Princeton	L	28-34
10/14	Temple	W	26-20
10/21	NYU	W	42-0
10/28	at Lehigh	L	18-21
11/4	Brown	W	15-12
11/11	Lafayette	W	31-7
11/18	at Penn State	L	14-18
Captain: Leon Root			



The 1948 Scarlet Knights

ALL-TIME RESULTS

1951 (4-4-0)

9/29	at Lafayette	W	47-12
10/6	at Temple	L	7-14
10/13	NYU (3C)	W	55-0
10/20	Lehigh	L	6-21
11/3	Fordham	W	13-7
11/10	at Brown	W	28-21
11/17	Penn State	L	7-13
11/24	Colgate	L	21-26

Captain: Jim Monahan

1952 (4-4-1)

9/27	Muhlenberg	T	19-19
10/4	at #13/13 Princeton	L	19-61
10/11	at Colgate	L	7-13
10/18	at Dartmouth	L	20-29
10/25	at Brown	W	19-7
11/1	Temple	W	40-28
11/8	Lafayette	W	21-6
11/15	at Penn State	L	6-7
11/22	NYU	W	27-14

Captains: Russell Sandblom,
Howard Anderson

1953 (2-6-0)

10/3	Virginia Tech	W	20-13
10/10	at Princeton	L	7-9
10/17	Brown	L	20-27
10/24	Fordham	L	13-40
10/31	Colgate	L	12-33
11/7	at Lafayette	W	14-13
11/14	Penn State	L	26-54
11/21	at Columbia	L	13-27

Captain: Donald Duncan

1954 (3-6-0)

9/25	at Princeton	L	8-10
10/2	Fordham	L	7-13
10/9	at Colgate	L	14-26
10/16	William & Mary	L	7-14
10/23	at Lehigh	L	13-33
10/30	Temple	W	25-0
11/6	Lafayette	W	7-0
11/13	at #NR/20 Penn St.	L	14-37
11/20	at Columbia	W	45-12

Captains: John O'Hearn,
Angelo Iannucci

1955 (3-5-0)

9/24	at Princeton	L	7-41
10/8	Muhlenberg	W	21-0
10/15	at Brown	W	14-12
10/22	Lehigh	L	14-21
10/29	Delaware	L	7-33
11/5	at Lafayette	L	7-16
11/12	Penn State	L	13-34
11/19	at Columbia	W	12-6

Captains: Ed Evans, Bob Kelley

1956 (3-7-0)

9/22	Wesleyan	W	33-13
9/29	at Princeton	L	6-28
10/6	at Connecticut	L	7-27
10/13	Colgate	L	6-48
10/20	Boston College	L	0-32
10/27	at Lehigh	L	13-27
11/3	Lafayette	W	20-19
11/10	at Delaware	L	0-22
11/17	William & Mary	W	20-6
11/24	Columbia	L	12-18

Captains: John Laverty,
Arthur Robinson

1957 (5-4-0)

9/28	at Princeton	L	0-7
------	--------------	---	-----

10/5	Connecticut	W	14-7
10/12	at Colgate	W	48-6
10/19	Lehigh	L	7-13
10/26	Richmond	W	26-13
11/2	Delaware	L	19-23
11/9	at Lafayette	W	34-19
11/16	at William & Mary	L	7-38
11/23	at Columbia	W	26-7

Captain: Richard Pfeiffer

1958 (8-1-0)

9/27	at Princeton	W	28-0
10/4	at Colgate	W	21-7
10/11	Richmond	W	23-12
10/18	Bucknell	W	57-12
10/25	at Lehigh	W	44-13
11/1	at Delaware	W	37-20
11/8	Lafayette	W	18-0
11/15	Quantico	L	12-13
11/22	Columbia	W	61-0

Captain: William Austin

1959 (6-3-0)

9/26	at Princeton	W	8-6
10/3	Connecticut	W	20-8
10/10	Colgate	W	15-12
10/17	at Bucknell	L	8-15
10/24	Lehigh	W	23-0
10/31	Delaware	L	14-34
11/4	at Lafayette	W	16-14
11/14	Villanova	W	12-6
11/21	at Columbia	L	16-26

Captain: Robert Simms

1960 (8-1-0)

9/24	at Princeton	W	13-8
10/1	at Connecticut	W	19-6
10/8	Colgate	W	49-12
10/15	Bucknell	W	23-19
10/22	at Lehigh	W	8-0
10/29	Villanova	L	12-14
11/5	Lafayette	W	36-8
11/12	at Delaware	W	22-0
11/19	at Columbia	W	43-2

Captain: Lester Senft

1961 (9-0-0)

9/30	at Princeton	W	16-13
10/7	Connecticut	W	35-12
10/14	at Bucknell	W	21-6
10/21	Lehigh	W	32-15
10/28	at Penn	W	20-6
11/4	at Lafayette	W	37-6
11/11	Delaware	W	27-19
11/18	at Colgate	W	26-6
11/25	Columbia	W	32-19

Captain: Alex Krull


1962 (5-5-0)

9/29	at Princeton	L	7-15
10/6	at Connecticut	L	9-15
10/13	Colgate	W	27-15
10/20	at Lehigh	W	29-12
10/27	at Penn	W	12-7
11/3	Lafayette	W	40-0
11/10	at Delaware	L	6-23
11/17	Villanova	L	12-34
11/24	at Columbia	W	22-6
12/1	Virginia	L	0-41

Captains: Tom Tappen, Tony Simonelli

1963 (3-6-0)

9/28	at Princeton	L	0-24
10/5	at Harvard	L	0-28
10/12	at Colgate	L	8-28



10/19	Lehigh	W	30-6
10/26	at Penn	L	6-7
11/2	Boston Univ.	W	21-6
11/9	at Lafayette	W	49-0
11/16	Delaware	L	3-14
11/28	Columbia	L	28-35

Captain: Anton Hoeflinger

1964 (6-3-0)

9/26	at Princeton	L	7-10
10/3	Connecticut	W	9-3
10/10	at Lehigh	W	20-7
10/17	at Penn	W	10-7
10/24	at Columbia	W	38-35
10/31	Boston Univ.	W	9-0
11/7	Lafayette	W	31-6
11/14	at Delaware	L	18-27
11/21	Colgate	L	7-20

Captain: Robert Norton

1965 (3-6-0)

9/25	at Princeton	L	6-32
10/2	at Connecticut	W	17-8
10/9	Lehigh	W	6-0
10/16	at Army	L	6-23
10/23	Columbia	L	7-12
10/30	at Boston Univ.	L	0-30
11/6	at Lafayette	L	18-23
11/13	Holy Cross	W	14-0
11/20	Colgate	L	10-24

Captain: Peter Savidge

1966 (5-4-0)

9/24	at Princeton	L	12-16
10/1	at Yale	W	17-14
10/8	at Lehigh	W	42-14
10/15	Army	L	9-14
10/22	Columbia	W	37-34
10/29	Boston Univ.	W	16-7
11/5	Lafayette	W	32-28
11/12	at Holy Cross	L	12-24
11/19	Colgate	L	7-26

Captains: Jack Emmer,
Robert Schroeder

1967 (4-5-0)

9/30	at Princeton	L	21-22
10/7	Lehigh	W	14-7
10/14	Delaware	W	29-21
10/21	at Army	L	3-14
10/28	at Columbia	L	13-24
11/4	at Lafayette	W	27-3
11/11	at Massachusetts	L	7-30
11/18	Holy Cross	L	10-21
11/25	Colgate	W	31-28

Captains: Thomas Vitolo, Robert Higgins

1968 (8-2-0)

9/21	Lafayette	W	37-7
9/28	at Princeton	W	20-14
10/5	at Cornell	L	16-17
10/12	at Lehigh	W	29-26
10/19	Army	L	0-24
10/26	at Columbia	W	28-17
11/2	Delaware	W	23-14
11/9	Connecticut	W	27-15
11/16	Holy Cross	W	41-14
11/23	Colgate	W	55-34

Captains: Dave Zimmerman, Rich Bing

1969 (6-3-0)

9/20	at Lafayette	W	44-22
9/27	Princeton	W	29-0
10/4	Cornell	W	21-7
10/11	Lehigh	L	7-17
10/18	Navy	W	20-6
10/25	Columbia	W	21-14
11/1	at Delaware	L	0-44
11/8	at Connecticut	L	22-28
11/15	Holy Cross	[cancelled]	
11/22	Colgate	W	48-12

Captains: Lee Schneider,
Robert Stonebreaker

1970 (5-5-0)

9/19	Lafayette	W	41-16
9/26	at Princeton	L	14-41
10/3	at Harvard	L	9-39
10/10	at Lehigh	L	0-7
10/17	Delaware	L	21-51
10/24	at Columbia	L	14-30
10/31	Bucknell	W	21-7
11/7	at Boston Univ.	W	6-3
11/14	Holy Cross	W	37-7
11/21	Colgate	W	30-14

Captains: Michael Yancheff, Michael Pellowski

1971 (4-7-0)

9/18	at Lafayette	L	7-13
9/25	at Princeton	W	33-18
10/2	Cornell	L	17-31
10/9	Lehigh	L	14-35
10/16	at Delaware	L	7-48
10/23	Columbia	L	16-17
10/30	at Bucknell	L	13-14
11/6	at Army	L	17-30
11/13	Holy Cross	W	14-13
11/20	Colgate	W	28-16
11/27	Morgan State	W	27-8

Captains: William Donaldson,
Sam Picketts, Larry Robertson

1972 (7-4-0)

9/16	at Holy Cross	L	14-24
------	---------------	---	-------

ALL-TIME RESULTS

9/23	Lehigh	W	41-13
9/30	at Princeton	L	6-7
10/7	at Cornell	L	22-36
10/14	at Lafayette	W	21-7
10/21	Army	L	28-35
10/28	at Columbia	W	6-3
11/4	Connecticut	W	21-13
11/11	Boston Univ.	W	51-7
11/18	Morgan State	W	37-14
11/25	Colgate	W	43-13
Captains: Andrew Malekoff, David Rinehimer			

1973 (6-5-0)

9/22	at Lehigh	W	31-13
9/29	at Princeton	W	39-14
10/6	Massachusetts	L	22-25
10/13	Lafayette	W	35-6
10/20	Delaware	W	24-7
10/27	Columbia	W	28-2
11/3	at Connecticut	L	19-27
11/10	at Air Force	L	14-31
11/17	at Holy Cross	W	27-7
11/24	Colgate	L	0-42
12/1	at Tampa	L	6-34
Captains: John Witkowski, Andrew Tighe			

1974 (7-3-1)

9/21	at Bucknell	W	16-14
9/28	at Princeton	T	6-6
10/5	at Harvard	W	24-21
10/12	Lehigh	W	37-16
10/19	at William & Mary	L	15-28
10/26	Air Force	W	20-3
11/2	Connecticut	L	7-9
11/9	at Lafayette	W	35-0
11/16	Boston Univ.	W	6-0
11/23	Colgate	W	62-21
11/30	at Hawaii	L	16-28
Captains: Anthony Pawlik, Andrew Zdobylak			

1975 (9-2-0)

9/20	Bucknell	W	47-3
9/27	at Princeton	L	7-10
10/4	Hawaii	W	7-3
10/11	at Lehigh	L	20-34
10/18	William & Mary	W	24-0
10/25	Columbia	W	41-0
11/1	at Connecticut	W	35-8
11/8	Lafayette	W	48-6
11/15	at Boston Univ.	W	41-3
11/22	Colgate	W	56-14
11/29	Syracuse	W	21-10
Captains: Curt Edwards, Tom Holmes			

1976 (11-0-0)

9/11	at Navy	W	13-3
9/18	at Bucknell	W	19-7
9/25	at Princeton	W	17-0
10/2	Cornell	W	21-14
10/9	Connecticut	W	38-0
10/16	at Lehigh	W	28-21
10/23	Columbia (GS)	W	47-0
10/30	Massachusetts	W	24-7
11/6	Louisville	W	34-0
11/13	at Tulane	W	29-20
11/18	Colgate (GS)	W	17-9
Captains: Nate Toran, Dan Pfabe			

1977 (8-3-0)

9/2	#13 Penn St. (GS)	L	7-45
9/10	at Colgate	L	0-23
9/17	Bucknell	W	36-14

9/24	at Princeton	W	10-6
10/1	at Cornell	W	30-14
10/8	at Connecticut	W	48-18
10/15	Lehigh	W	20-0
10/29	at William & Mary	W	22-21
11/5	at Temple	L	14-24
11/12	Tulane	W	47-8
11/19	Boston Univ.	W	63-8
Captains: Dan Pfabe, Jim Hughes			

1978 (9-3-0)

9/9	at #3 Penn State	L	10-26
9/23	at Bucknell	W	27-13
9/30	Princeton (GS)	W	24-0
10/7	at Yale	W	28-27
10/14	Connecticut	W	10-0
10/21	Villanova	W	24-9
10/28	Columbia (GS)	W	69-0
11/4	at Massachusetts	W	21-11
11/11	Temple	W	13-10
11/18	at Holy Cross	W	31-21
11/25	Colgate	L	9-14
12/6	Arizona State	L	18-34
1978 Garden State Bowl			
Captains: Tim Blanchard, John Bucci			

1979 (8-3-0)

9/8	Holy Cross	W	28-0
9/15	at #7/6 Penn State	L	10-45
9/22	Bucknell	W	16-14
9/29	at Princeton	W	38-14
10/6	Temple	L	20-41
10/13	at Connecticut	W	26-14
10/20	at William & Mary	W	24-0
11/3	at #17/NR Tennessee	W	13-7
11/10	Army (GS)	W	20-0
11/17	Villanova	L	17-32
11/25	at Louisville	W	31-7
Captains: Pete Honeyford, Dino Mangiero			

1980 (7-4-0)

9/13	at Temple	W	21-3
9/20	Cincinnati	W	24-7
9/27	Princeton	W	44-13
10/4	at Cornell	W	44-3
10/11	#1/1 Alabama (GS)	L	13-17
10/18	William & Mary	L	18-21
10/25	at Syracuse	L	9-17
11/1	at Army	W	37-21
11/8	at Virginia	W	19-17
11/15	West Virginia	L	15-24
11/22	Colgate	W	35-13
Captains: Ted Blackwell, Deron Cherry, Ed McMichael, Ken Smith			

1981 (5-6-0)

9/5	at Syracuse	W	29-27
9/12	Colgate	W	13-5
9/19	Virginia (GS)	W	3-0
9/26	at Cincinnati	L	0-10
10/3	Cornell	W	31-17
10/10	at Army	W	17-0
10/17	Temple	L	12-24
10/24	at #11/9 Alabama	L	7-31
11/7	#1/1 Pitt (GS)	L	3-47
11/14	at West Virginia	L	3-20
11/21	at Boston College	L	21-27
Captains: Andy Carino, Frank Naylor			

1982 (5-6-0)

9/4	Syracuse (GS)	L	8-31
9/18	at #8/8 Penn State	L	14-49
9/25	at Temple	W	10-7
10/2	William & Mary	W	27-17
10/9	Army (GS)	W	24-3

10/16	at Boston College	L	13-14
10/23	Colgate	W	34-17
10/30	at Richmond	W	20-14
11/6	at Auburn	L	7-30
11/11	#19/17 WVU (GS)	L	17-44
11/20	at Pittsburgh	L	6-52
Captains: Tony Cella, Bill Pickel, Rich Spitzer			

1983 (3-8-0)

9/10	Connecticut	W	22-5
9/17	#NR/20 BC (GS)	L	22-42
9/24	at Syracuse	L	13-17
10/1	Penn State (GS)	L	25-36
10/8	at Army	L	12-20
10/15	Colgate	W	29-26
10/22	at William & Mary	W	35-28
10/29	Tennessee (GS)	L	0-7
11/5	at Cincinnati	L	7-18
11/12	at #15/15 WVU	L	7-35
11/19	Temple	L	23-24
Captains: Jim Dumont, John Owens			

1984 (7-3-0)

9/8	at #11/7 Penn State	L	12-15
9/15	Temple	W	10-9
9/22	at Syracuse	W	19-0
9/29	Cincinnati	W	43-15
10/6	at Kentucky	L	14-27
10/13	Army (GS)	W	14-7
10/20	Louisville	W	38-21
10/27	at #11/10 BC	L	23-35
11/10	#19/18 WVU (GS)	W	23-19
11/17	Colgate	W	17-7
Captains: Lionel Washington, Alan Andrews			

1985 (2-8-1)

9/14	at #3/FB Florida	T	28-28
9/21	at Army	L	16-20
9/28	#9/6 Penn State (GS)	L	10-17
10/5	Boston College (GS)	L	10-20
10/12	at Temple	L	13-14
10/19	Pittsburgh (GS)	L	10-38
10/26	Richmond	W	20-17
11/2	at #19/18 Tennessee	L	0-40
11/9	at West Virginia	L	0-27
11/16	Colgate	W	28-14
11/23	Syracuse	L	14-31
Captains: George Pickel, Clement Udovich			

1986 (5-5-1)

9/6	at Boston College	W	11-9
9/13	at Kentucky	T	16-16
9/20	Cincinnati	W	48-28
9/27	at Syracuse	W	16-10
10/4	at #5/5 Penn State	L	6-13
10/18	Florida (GS)	L	3-15
10/25	Army (GS)	W	35-7
11/1	at Louisville	W	41-0
11/8	West Virginia (GS)	L	17-24
11/15	at Pittsburgh	L	6-20
11/22	Temple	L	22-29
Captains: Lee Getz, Tyrone Stowe			

1987 (6-5-0)

9/5	at Cincinnati	W	10-7
9/12	Syracuse	L	3-20
9/26	Kentucky (GS)	W	19-18
10/3	Duke (GS)	W	7-0
10/10	at #14/14 Penn St.	L	21-35
10/17	Boston College	W	38-24
10/24	at Army	W	27-14
10/31	at Vanderbilt	L	13-27
11/7	Pittsburgh (GS)	L	0-17

11/14	at West Virginia	L	13-37
11/21	at Temple	W	17-14
Captains: Jean Austin, Curtis Stephens			

1988 (5-6-0)

9/10	at #15/14 Mich. St.	W	17-13
9/17	Vanderbilt (GS)	L	30-31
9/24	at #15/13 Penn St.	W	21-16
10/1	Cincinnati	W	38-9
10/8	at Syracuse	L	20-34
10/15	at Boston College	W	17-6
10/22	Army (GS)	L	24-34
10/29	Temple	L	30-35
11/5	at Pittsburgh	L	10-20
11/12	#4/4 W. Virginia (GS)	L	25-35
11/19	Colgate	W	41-22
Captains: Derek Baker, George Bankos, Bill Dubiel			

1989 (2-7-2)

9/2	at Cincinnati	T	17-17
9/9	Ball State	T	31-31
9/16	Boston College (GS)	W	9-7
9/23	at Northwestern	W	38-27
10/7	Penn State (GS)	L	0-17
10/14	at Kentucky	L	26-33
10/21	Syracuse	L	28-49
10/28	at Army	L	14-35
11/11	at #19/19 W. Virginia	L	20-21
11/18	at Temple	L	33-36
12/2	#24/NR Pitt (Dublin)	L	29-46
Captains: Darrin Czellecz, Jeff Erickson, Scott Erney, Pat Udovich			

1990 (3-8-0)

9/8	Kentucky (GS)	W	24-8
9/15	Colgate	W	28-17
9/22	at Penn State	L	0-28
9/29	#22/20 Mich. St. (GS)	L	10-34
10/6	at Boston College	L	14-19
10/13	at Pittsburgh	L	21-45
10/20	at Syracuse	L	0-42
10/27	Akron	W	20-17
11/3	at Army	L	31-35
11/10	West Virginia (GS)	L	3-28
11/17	at Temple	L	22-29
Captains: James Jenkins, Marty Mayes			

1991 (6-5-0; 2-3 BIG EAST)

8/31	Boston College	W	20-13
9/4	at Duke	L	22-42
9/21	Northwestern	W	22-18
9/28	at Michigan State	W	14-7
10/5	Army (GS)	W	14-12
10/12	Maine	W	40-17
10/19	at #10/13 Penn St.	L	17-37
10/26	#18/18 Syracuse (GS)	L	7-21
11/2	at West Virginia	L	3-28
11/9	at Pittsburgh	L	17-22
11/16	Temple	W	41-0
Captains: Tim Christ, Elnardo Webster			

1992 (7-4-0; 4-2 BIG EAST)

9/5	at Boston College	L	20-37
9/12	Colgate	W	41-0
9/17	Pittsburgh	W	21-16
9/26	at Navy	W	40-0
10/3	#8/6 Penn St. (GS)	L	24-38
10/10	at #15/15 Syracuse	L	28-50
10/17	Army (GS)	W	45-10
10/31	Virginia Tech	W	50-49
11/7	at Cincinnati	L	24-26
11/14	West Virginia	W	13-9
11/21	at Temple	W	35-10
Captains: Travis Broadbent, Jim Guarantano, Shawn Williams			

RUTGERS FOOTBALL 2008 OUTLOOK 2008 COACHING STAFF 2008 OFFICIANTS 2007 REVIEW THE STATE UNIVERSITY RECORDS & RESULTS HISTORY & TRADITION MEDIA INFORMATION

ALL-TIME RESULTS

1993 (4-7-0; 1-6 BIG EAST)

9/4	Colgate (GS)	W	68-6
9/11	Duke (GS)	W	39-38
9/25	at #9/9 Penn State	L	7-31
10/2	Temple (GS)	W	62-0
10/9	Boston College (GS)L	21-31	
10/16	at Army	W	45-38
10/23	at Virginia Tech	L	42-49
10/28	Pittsburgh (GS)	L	10-21
11/6	at #11/9 W. Virginia	L	22-58
11/13	at #3/4 Miami	L	17-31
11/26	Syracuse (GS)	L	18-31

Captains: Bill Bailey, Andrew Beckett

1994 (5-5-1; 2-4-1 BIG EAST)

9/3	Kent	W	28-6
9/10	West Virginia	W	17-12
9/17	at Syracuse	L	36-37
9/24	at #5/5 Penn State	L	27-55
10/1	#13/12 Miami	L	3-24
10/8	Army (GS)	W	16-14
10/15	Cincinnati	W	14-9
10/22	at #22/23 BC	T	7-7
11/5	Temple	W	38-21
11/12	at #16/12 Va. Tech	L	34-41
11/19	at Pittsburgh	L	21-35

Captains: Alcides Catanho,
Ken Dammann

1995 (4-7; 2-5 BIG EAST)

9/9	at Duke	L	14-24
9/16	Navy	W	27-17
9/23	#6/6 Penn St. (GS)	L	34-59
9/30	Syracuse	L	17-27
10/14	at Miami	L	21-56
10/21	Virginia Tech	L	17-45
10/28	Pittsburgh	W	42-24
11/4	at West Virginia	L	26-59
11/11	at Tulane	W	45-40
11/18	at Temple	W	23-20
11/24	Boston College	L	38-41

Captains: Marco Battaglia, Ray Lucas,
Mark Washington, Brian Sheridan

1996 (2-9; 1-6 BIG EAST)

8/31	Villanova	W	38-28
9/7	Navy	L	6-10
9/12	#10/11 Miami	L	0-33
9/21	at #18/16 Va. Tech	L	14-30
10/5	at Syracuse	L	0-42
10/12	Army (GS)	L	21-42
10/19	at Boston College	L	13-37
10/26	Temple	W	28-17
11/9	West Virginia	L	14-55
11/23	at #10/13 Notre Dame	L	0-62
11/30	at Pittsburgh	L	9-24

Captains: Chad Bosch, Rob Seeger,
Rashod Swinger

1997 (0-11, 0-7 BIG EAST)

8/30	Virginia Tech	L	19-59
9/6	at #12/10 Texas	L	14-48
9/13	at Navy	L	7-36

9/20	Boston College	L	21-35
10/4	at West Virginia	L	0-48
10/9	Syracuse	L	3-50
10/18	at Army	L	35-37
10/25	Pittsburgh (20T)	L	48-55
11/1	at Temple	L	7-49
11/8	Wake Forest	L	14-28
11/15	at Miami	L	23-51

Captains: Jack McKiernan,
Brian Sheridan

1998 (5-6, 2-5 BIG EAST)

9/5	Richmond	W	7-6
9/12	at Boston College	L	14-41
9/19	at #13/13 Syracuse	L	14-70
9/26	Army	W	27-15
10/3	Miami	L	17-53
10/17	at Pittsburgh	W	25-21
10/24	Tulane	L	24-52
10/31	Temple	W	21-10
11/7	at Navy	W	36-33
11/14	West Virginia	L	14-28
11/21	at #23/20 Va. Tech	L	7-47

Captains: Aaron Brady, Bill Powell

1999 (1-10, 1-6 BIG EAST)

9/4	at California	L	7-21
9/11	#NR/23 Texas	L	21-38
9/25	Boston College	L	7-27
10/2	at Wake Forest	L	10-17
10/9	#5/5 Virginia Tech	L	20-58
10/16	at West Virginia	L	16-62
10/23	Pittsburgh	L	15-38
10/30	at Temple	L	28-56
11/6	Navy	L	7-34
11/13	Syracuse	W	24-210T
11/20	at Miami	L	0-55

Captains: Wayne Hampton, Shaun
O'Hara, Dax Strohmeier

2000 (3-8, 0-7 BIG EAST)

9/2	Villanova	W	34-21
9/9	Buffalo	W	59-0
9/16	at #8/8 Va. Tech	L	0-49
9/23	at Pittsburgh	L	17-29
9/30	#10/12 Miami	L	6-64
10/14	Temple	L	14-48
10/21	at Navy	W	28-21
10/28	at Boston College	L	13-42
11/11	West Virginia	L	24-3120T
11/18	#11/11 Notre Dame	L	17-45
11/25	at Syracuse	L	21-49

Captains: Mike Jones, Garrett Shea

2001 (2-9, 0-7 BIG EAST)

8/30	at Buffalo	W	31-15
9/8	at #1/2 Miami	L	0-61
9/22	#9/9 Virginia Tech	L	0-50
9/29	Connecticut	L	19-20
10/6	Syracuse	L	17-24
10/13	at Temple	L	5-30
10/20	Navy	W	23-17
11/3	at West Virginia	L	7-80



The 2006 squad finished the season ranked 12th, ending with a 37-10 victory in the Texas Bowl.

11/10	Pittsburgh	L	0-42
11/17	Boston College	L	7-38
11/23	California	L	10-20

Captains: Gary Brackett, Mke Esposito,
Shawn Seabrooks, L.J. Smith

2002 (1-11, 0-7 BIG EAST)

8/31	Villanova	L	19-37
9/7	Buffalo	L	11-34
9/14	Army	W	44-0
9/21	at Pittsburgh	L	3-23
9/28	at #11/11 Tennessee	L	14-35
10/12	West Virginia	L	0-40
10/19	at #3/3 Va. Tech	L	14-35
10/26	at Syracuse	L	14-45
11/2	#1/1 Miami	L	17-42
11/16	Temple	L	17-20
11/23	at #8/8 Notre Dame	L	0-42
11/30	at Boston College	L	14-44

Captains: Gary Brackett,
Shawn Seabrooks, L.J. Smith

2003 (5-7, 2-5 BIG EAST)

8/30	Buffalo	W	24-10
9/6	at Michigan St.	L	28-44
9/13	at Army	W	36-21
9/27	Navy	W	48-27
10/4	#4/4 Virginia Tech	L	28-48
10/11	at West Virginia	L	19-34
10/18	Pittsburgh	L	32-42
10/25	at Temple	W	30-14
11/8	at Connecticut	L	31-38
11/16	Boston College	L	25-35
11/22	at #14/13 Miami	L	10-34
11/29	Syracuse	W	24-7

Captains: Raheem Orr,
Marty Pyszczymuka

2004 (4-7, 1-5 BIG EAST)

9/4	Michigan State	W	19-14
9/11	New Hampshire	L	24-35
9/18	Kent State	W	29-21
10/2	at Syracuse	L	31-41
10/9	at Vanderbilt	W	37-34
10/16	Temple	W	16-6
10/23	at Pittsburgh	L	17-41
10/30	#15/13 W. Virginia	L	30-35
11/6	at #24/25 BC	L	10-21
11/20	at Navy	L	21-54
11/25	Connecticut	L	35-41

Captains: Ray Pilch, Jarvis Johnson,
Tres Moses

2005 (7-5, 4-3 BIG EAST)

9/3	at Illinois	L	33-30
9/10	Villanova	W	38-6
9/17	at Buffalo	W	17-3
9/30	Pittsburgh	W	37-29
10/8	West Virginia	L	27-14
10/15	at Syracuse	W	31-9
10/22	at Connecticut	W	26-24
10/29	Navy	W	31-21
11/05	South Florida	L	45-31
11/11	at #23/23 Louisville	L	56-5
11/26	Cincinnati	W	44-9
12/27	Arizona State	L	45-40

(INSIGHT BOWL)

Captains: Ryan Neill, Tres Moses,
Will Gilkison

2006 (11-2, 5-2 BIG EAST)

Final Ranking: 12/12

9/2	at North Carolina	W	21-16
9/9	Illinois	W	33-0
9/16	Ohio	W	24-7
9/23	Howard	W	56-7
9/29	at South Florida	W	22-20
10/14	at Navy	W	34-0
10/21	at Pittsburgh	W	20-10
10/29	Connecticut	W	24-13
11/9	#3/4 Louisville	W	28-25
11/18	at Cincinnati	L	11-30
11/25	Syracuse	W	38-7
12/2	at #15/15 W. Virginia	L	39-41 30T
12/28	Kansas State	W	37-10

(TEXAS BOWL)

Captains: Eric Foster, Brian Leonard,
Ramel Meekins, Shawn Tucker

2007 (8-5, 3-4 BIG EAST)

8/30	Buffalo	W	38-3
9/7	Navy	W	41-24
9/15	Norfolk State	W	59-0
9/29	Maryland	L	24-34
10/6	#20/24 Cincinnati	L	23-28
10/13	at Syracuse	W	38-14
10/18	#2/3 South Florida	W	30-27
10/27	#6/6 West Virginia	L	3-31
11/3	at #16/20 UConn	L	19-38
11/9	at Army	W	41-6
11/17	Pittsburgh	W	20-16
11/29	at Louisville	L	38-41
1/5	Ball State	W	52-30

(INTERNATIONAL BOWL)

Rankings (AP/Coaches Poll)
*The first U.S. intercollegiate game was played at Rutgers, November 6, 1869.
1 - Schenectady
2 - Newark
3A - New York (Polo Grounds)
3B - New York (Ebbets Field)
3C - New York (Randall's Island)
3D - New York (Yankee Stadium)
4 - East Orange
5 - Princeton
6 - Philadelphia
GS - Giants Stadium
FFT - forfeit



Greg Schiano guided the Scarlet Knights to the Insight Bowl in 2005.